

PANDA's Learning Programme 1st – 5th March

Lessons highlighted **yellow** will also be available as a live stream from the teacher.

Lessons highlighted **green** will also be available as a video from the teacher available on:

<https://www.youtube.com/c/TheBridgeSpecialSchool>

MONDAY 1st March				
Time	Topic	Details (where / provided / materials you will need / web links)	Complete, hand-in, photograph or upload	Success (circle or highlight all that apply)
9.30-9.40	Yoga session online	<p>Wake up the body with our Wake-Up Dance: https://www.youtube.com/watch?v=1gUbdNbu6ak</p> <p>Try the new yoga session online: Cosmic Kids Jungle Safari Or revisit Sonic Yoga if you prefer: Cosmic Kids Yoga Soap Adventure</p>	Photo	Not attempted Refused Partially attempted Completed Loved it! Didn't enjoy it Too hard Too easy I (parent) didn't understand
9:40 – 10:10	Numeracy	<p>Mathletics RF (username: RYF10565) Password(real80) Complete Number and Place Value Counting: Count by Fives and Count by 2s, 5s, 10s. Have a go at Something Easier: Counting Forward</p> <p>Counting 1-5 Sit down with your child to revisit the video below by clicking on the link. https://www.youtube.com/watch?v=uvo5DSTEIxE</p>	Photos	Not attempted Refused Partially attempted Completed Loved it! Didn't enjoy it Too hard Too easy I (parent) didn't understand

		Follow the instructions in Booklet 1.		
10:10-10:30	Break	Have a movement break, something to drink or eat before joining the sensory story.		
10.30 – 11.00	Sensory story	Click on the link below to revisit the sensory story: The Changing Weather You will need: Some ice wrapped in a tea towel or cloth A sieve or colander A jug of water Tissue paper Perfume A torch Tin foil What to do: Follow the lesson by clicking on the link above.	Photos	Not attempted Refused Partially attempted Completed Loved it! Didn't enjoy it Too hard Too easy I (parent) didn't understand
11.00 - 11.30	Bucket Time and Handwriting	Join your teacher and watch a Panda Class Bucket Time session: https://www.youtube.com/c/TheBridgeSpecialSchool Complete Sheets 1-3. Spring 2 Handwriting Booklet. If you would like to challenge your child, try one of the Star Challenge sheets at the end of the booklet. Embed the learning by mark making in sensory materials.	Photo of the completed worksheet with a comment from parent to say how much help was given.	Not attempted Refused Partially attempted Completed Loved it! Didn't enjoy it Too hard Too easy I (parent) didn't understand
11.30 – 12.00	Story time – Chinese New Year	Share a story together: First, listen to the Chinese Dragon Dance song: https://youtu.be/by5sTzh67fU	None	Not attempted Refused Partially attempted Completed Loved it! Didn't enjoy it

	 <p>Chinese New Year</p>	<p>Here is the story of the Chinese New Year Zodiac Story Click on the link below and enjoy the story. https://youtu.be/eVClAj8q_IY</p> <p>You could make a Chinese drum and join in with the song again by clicking the first link.</p> <p>You will need: 2 paper plates or an old CD String and beads</p> <p>If you want to make your drum really loud, you can use an old CD and beads on string!</p> <p>Or if you want to make gentle sound, you can decorate two paper plates and stick them together and attach the beads to the side.</p>		<p>Too hard Too easy I (parent) didn't understand</p>
12.00-1.00	Lunch			
1.00 -1.30	<p>Cooking</p> 	<p>Have a go at making Chinese New Year Sticky Rice Cakes</p> <p>You will need: 200g glutinous rice flour 150g light brown sugar 100ml hot water</p> <p>How to make: 1. Whisk together the brown sugar and the hot water in a large bowl. Whisk until the sugar dissolves. 2. Whisk in the room-temperature water. 3. Slowly mix in the rice flour until you get a smooth batter.</p>	Photos	<p>Not attempted Refused Partially attempted Completed Loved it! Didn't enjoy it Too hard Too easy I (parent) didn't understand</p>

		<p>4. Grease your bowl (or line it with greaseproof paper) and pour in the batter.</p> <p>5. Steam the mixture over a pan of hot water for about 30 minutes.</p> <p>6. The mixture will be ready when it is no longer runny.</p> <p>7. Remove the bowl from the saucepan. Allow the mixture to cool.</p> <p>8. Turn the rice cake out onto a plate and slice it into individual portions.</p> <p>9. You can store the rice cakes at room temperature for 3 days or in the fridge for about a week.</p>		
1:30-2:30	Art: Messy Play	<p>Sheet 2: Papermache</p> <p>You will need: cold water, flour and strips of newspaper. A blown-up balloon.</p> <p>Follow the instructions on Sheet 2 to cover your balloon.</p> <p>When it is dry, make a favourite animal or maybe your favourite Disney character by following the instructions on Sheet 2.</p>	Photos of the work created	<p>Not attempted Refused Partially attempted Completed Loved it! Didn't enjoy it Too hard Too easy I (parent) didn't understand</p>
2:30 – 3.00	Songs and Music	<p>Join your teacher on: https://www.youtube.com/c/TheBridgeSpecialSchool</p> <p>Choose between the following 2 videos, or you could watch them both!</p> <ol style="list-style-type: none"> 1. Panda Class Songs Video 2. Panda Class Disney Music 	None	<p>Not attempted Refused Partially attempted Completed Loved it! Didn't enjoy it Too hard Too easy I (parent) didn't understand</p>

Upload progress to Earwig: links: See how to guide@

<https://thebridgeschool.org.uk/files/2021-01/how-to-add-a-parent-record-to-earwig.mp4?83a61a8c1a>


Other activities that may be of interest:
STORIES Barefoot books lots of Barefoot books stories online https://www.worldbookday.com/resources/ Free eBook library – practise reading with phonics eBooks Oxford Owl
ART Tate Kids
SENSORY Sensory Archives * Raising Dragons
PHYSICAL PE, movement and fine motor skills activities These are great online resources for short movement breaks: Singing Walrus: https://www.youtube.com/watch?v=dUXk8Nc5qQ8 Animal Dance: https://www.youtube.com/watch?v=HpOe8Ingp_o Dinosaur stomp: https://www.youtube.com/watch?v=Imhi98dHa5w Body Boogie: https://www.youtube.com/watch?v=cZeM18fPbvI
MAKATON Singing Hands is a great online resource for exploring different Makaton signs https://www.youtube.com/playlist?list=PLjT4XhijakZiqAV_QjFd-8nV5CuO5Rpn

TUESDAY 2nd March


Time	Topic	Details (where / provided / materials you will need / web links	Complete, hand-in, photograph or upload	Success (circle or highlight all that apply)
9.30-9.40	Sensory Circuit	<p>Wake up the body with our Wake-Up Dance: https://www.youtube.com/watch?v=1gUbdNbu6ak</p> <p>Create and follow your own Home Sensory Circuit using the instructions given out last half term. Please call / email if you need another set of instructions.</p>	Photo	Not attempted Refused Partially attempted Completed Loved it! Didn't enjoy it Too hard Too easy I (parent) didn't understand
9:40 – 10:10	Numeracy	<p>Join your teacher and watch the Panda Class Counting Video on https://www.youtube.com/c/TheBridgeSpecialSchool</p> <p>You will need: Number board 1-20 (Sheet 3)</p> <p>Extend your child's learning by clicking on the link: One more/One Less (thenational.academy)</p> <p>All the lesson material will be explained in the video.</p>	Photo	Not attempted Refused Partially attempted Completed Loved it! Didn't enjoy it Too hard Too easy I (parent) didn't understand
10:10-10:30	Break. Including drink / something to eat as required.	Have a movement break, something to drink or eat.		
10.30 - 11.00	Bucket Time and	Join your teacher and watch a Bucket time session on:	Photo of the completed	Not attempted Refused Partially attempted


	Handwriting	<p>https://www.youtube.com/c/TheBridgeSpecialSchool Complete Sheets 4-6 from the Spring 2 Handwriting Booklet.</p> <p>If you would like to challenge your child, try one of the Star Challenge sheets at the end of the booklet.</p> <p>Embed the learning by mark making in sensory materials.</p>	worksheet with a comment from parent to say how much help was given.	Completed Loved it! Didn't enjoy it Too hard Too easy I (parent) didn't understand
11:00-11:30	PE	<p>Sensory Circuit (Part 2) Oak Academy</p> <p>Click on the link to revisit the lesson from last week. The materials you will need are on the link.</p>	Photos of you trying the actions.	Not attempted Refused Partially attempted Completed Loved it! Didn't enjoy it Too hard Too easy I (parent) didn't understand
11.30 – 11.45	Story and Reading	<p>Live Stream story with your teacher.</p> <p>You will need: Blanket, cushion to sit on. Pete the Cat colour mat Sheet 9 and Story booklet from previous weeks</p> <p>We will choose a story. Listen to and follow the story using the symbols grids.</p> <p>Or of you prefer watch and listen to the book:</p> <p>The Rainy Day by Anna Milbourne and Sarah Gill https://www.youtube.com/watch?v=av2FP2n2qrg</p> <p>See if you can notice all the pictures of rain in the book?</p>	None Photo of the completed worksheet with a comment from parent to say how much help was given.	Not attempted Refused Partially attempted Completed Loved it! Didn't enjoy it Too hard Too easy I (parent) didn't understand



		Complete Sheet 5 Read and match the word 'wet' on Sheet 4		
11.45 – 12.00	Online yoga session	Try the new yoga session online: Cosmic Kids Jungle Safari Or revisit Sonic Yoga if you prefer: Cosmic Kids Yoga Soap Adventure	None	Not attempted Refused Partially attempted Completed Loved it! Didn't enjoy it Too hard Too easy I (parent) didn't understand
12.00 – 1.00	Lunch			
1.00 – 1.30	Sensology	Use your senses to explore All About Me You will need: All About Me Sensology Booklet . Resources are listed at the start of the booklet. Please follow the order of activities. Click on the musical links and follow the instructions for each activity.	None	Not attempted Refused Partially attempted Completed Loved it! Didn't enjoy it Too hard Too easy I (parent) didn't understand
1:30 – 2.00	My World	Continue to use your senses to explore the world around you: Sinking and floating Try these Water play based activities. You will need: a range of objects of various sizes, shapes and weights from around the house. Explore each of these weights. When passing something big, heavy, light, small for the child to feel, emphasise the feeling of it e.g. 'This duck is	Photos of exploration	Not attempted Refused Partially attempted Completed Loved it! Didn't enjoy it Too hard Too easy I (parent) didn't understand


		<p>soooooooooo heavy'. Tell each child to put the object in the water – let's see what will happen! Verbally reinforce what they have just observed happening – e.g. the stone has sunk, it was so heavy! Explore what happens with various different objects, repeating the process with each one.</p> <p>Use the symbols on Sheets 5 and 6 to reinforce whether the object is big or small, heavy or light.</p>		
2.00 – 2.30	<p>Music</p> 	<p>Join the Soundabout team for this week's live music session using the link below:</p> <p>https://www.youtube.com/channel/UCzkf-oB7V5tTguM36Km5WAA</p> <p>Or watch a session from their uploads.</p>	Photos	<p>Not attempted Refused Partially attempted Completed Loved it! Didn't enjoy it Too hard Too easy I (parent) didn't understand</p>
2.30 – 3.00	Songs and Music	<p>Join your teacher on:</p> <p>https://www.youtube.com/c/TheBridgeSpecialSchool</p> <p>Choose between the following 2 videos, or you could watch them both!</p> <ol style="list-style-type: none"> 1. Panda Class Songs Video 2. Panda Class Disney Music 	None	<p>Not attempted Refused Partially attempted Completed Loved it! Didn't enjoy it Too hard Too easy I (parent) didn't understand</p>

WEDNESDAY 3rd March

Time	Topic	Details (where / provided / materials you will need / web links)	Complete, hand-in, photograph or upload	Success (circle or highlight all that apply)
9.30-9:45	Sensory Circuit	<p>Wake up the body with our Wake-Up Dance: https://www.youtube.com/watch?v=1gUbdNbu6ak</p> <p>Create and follow your own Home Sensory Circuit using the instructions given out last half term. Please call / email if you need another set of instructions.</p>	Photo	Not attempted Refused Partially attempted Completed Loved it! Didn't enjoy it Too hard Too easy I (parent) didn't understand
9.45 – 10.10	Music Appreciation 	<p>Un Poco loco.– Coco</p> <p>https://www.youtube.com/watch?v=yg8116aeD7E</p> <p>Listen to the music by clicking on the link above.</p> <p>Using sheet 7 encourage your child to indicate their responses, either by using the symbols or pictures. Try to record the responses on sheet 8.</p>	Photo of worksheet	Not attempted Refused Partially attempted Completed Loved it! Didn't enjoy it Too hard Too easy I (parent) didn't understand
10.10-10.30	Break. Including drink / something to eat as required.	Have a movement break, something to drink or eat.		
10.30 – 11.00	Bucket Time and Handwriting	<p>Join your teacher and watch the Bucket time session on: https://www.youtube.com/c/TheBridgeSpecialSchool Complete Sheets 7-8. Spring 2 Handwriting Booklet.</p>	Photo of the completed worksheet with a comment from parent to say how much help was given.	Not attempted Refused Partially attempted Completed Loved it! Didn't enjoy it Too hard

		<p>If you would like to challenge your child, try one of the Star Challenge sheets at the end of the booklet.</p> <p>Embed the learning by mark making in sensory materials.</p>		<p>Too easy I (parent) didn't understand</p>
11:00-11:30	<p>Maths</p> 	<p>Join your teacher and watch the Panda Class Number Songs Video on: https://www.youtube.com/c/TheBridgeSpecialSchool</p> <p><u>Try some coin sorting.</u></p> <p><u>You will need:</u></p> <ul style="list-style-type: none"> • Cupcake tray • Mixture of coins real, plastic or paper <p><u>Activity</u> – Sort the coins into the different sections putting all the same coins in the same sections.</p>	Photo	<p>Not attempted Refused Partially attempted Completed Loved it! Didn't enjoy it Too hard Too easy I (parent) didn't understand</p>
11.30 – 11.45	Story	<p>Live Stream story with your teacher.</p> <p>You will need: Blanket, cushion to sit on. Today is Monday Sheet 10 and Story booklet from previous weeks</p> <p>We will choose a story. Listen to and follow the story using the symbols grids.</p>	None	<p>Not attempted Refused Partially attempted Completed Loved it! Didn't enjoy it Too hard Too easy I (parent) didn't understand</p>
11.45 – 12.00	Online Yoga	<p>Try the new yoga session online: Cosmic Kids Jungle Safari</p> <p>Or revisit Bear Hunt Yoga if you prefer: Cosmic Kids Yoga Soap Adventure</p>	None	<p>Not attempted Refused Partially attempted Completed Loved it! Didn't enjoy it Too hard</p>

				Too easy I (parent) didn't understand
12.00	Lunch			
1.00 – 1.30	<p>Sensory Play and mark making</p>  <p>Winter Name Art</p> <p><small>Play to Learn Preschool</small></p>	<p>Winter names:</p> <p>Revisit this with using the same materials or change the materials with similar items you may have at home.</p> <p>You will need: white card blue and white paint silver glitter</p> <p>Cut the card into the shape of your child's initial. Show them the letter, tell them their name and the sound the letter makes. Encourage your child to choose whether they would like to use sponges, their hands or mark making brushes to decorate the card using blue and white paint. Encourage your child to be as independent as possible throughout activity.</p>	Photos of exploration	<p>Not attempted Refused Partially attempted. Completed Loved it! Didn't enjoy it Too hard Too easy I (parent) didn't understand</p>
1:30-2:30	<p>Art</p> 	<p>Wrapping wool around a card flower or fruit.</p> <p>You will need: Card cut into a flower or fruit shape. Wool, string or thin strips of material Longer strips of material</p> <p>What to do: We are learning about wrapping fabric.</p>	Photo of the completed work with a comment from parent to say how much help was given	<p>Not attempted Refused Partially attempted Completed Loved it! Didn't enjoy it Too hard Too easy I (parent) didn't understand</p>

		<ol style="list-style-type: none"> 1. Explore different sensations in and out of their fingers and pulling through. Wrap the longer strips of material around fingers, hands, arms and legs! Hold onto strips, feel the pulling sensation, push and pull into and letting go! 2. Encourage your child to choose the material they would like to wrap with. Support your child to wrap it around the card shape. Secure it by tying. 		
2.30 – 3.00	Songs and music	<p>Join your teacher on: https://www.youtube.com/c/TheBridgeSpecialSchool</p> <p>Choose between the following 2 videos, or you could watch them both!</p> <ol style="list-style-type: none"> 1. Panda Class Songs Video 2. Panda Class Disney Music 	None.	Not attempted Refused Partially attempted Completed Loved it! Didn't enjoy it Too hard Too easy I (parent) didn't understand