

Learning Programme 1st March to 5th March

Lessons highlighted will also be available as a live stream from the teacher.

Time	Topic	Details (where / provided / materials you will need / web links	Complete, hand-in, photograph or upload	Success (circle or highlight all that apply)
9:00-9:25	Physical Go noodle yoga	https://www.youtube.com/watch?v=j_3weVPH0-U Have a go at the Wizard of Oz Yoga.	Photos of any dance moves or exercises.	Not attempted Refused Partially attempted Completed Loved it! Didn't enjoy it Too hard Too easy I (parent) didn't understand your instructions
9:30 – 10:00	Communication Listen to the Alphabet song	Hello and Story Time with Amanda Continue to watch Toy Story; Watch a little every day. Play Toy Story Dominoes. Play Mr. Potato Head game - use the key to gather all the body parts.		Not attempted Refused Partially attempted Completed Loved it! Didn't enjoy it Too hard Too easy I (parent) didn't understand

10:30-11:00
Focus is
Time.

Numeracy
[Ubongo Kids](#)
[Sing-Along | The Magic of Mathematics](#)
[| Math Music](#)
[Video - YouTube](#)



Make a number grid showing numbers – fingerprints/stickers.



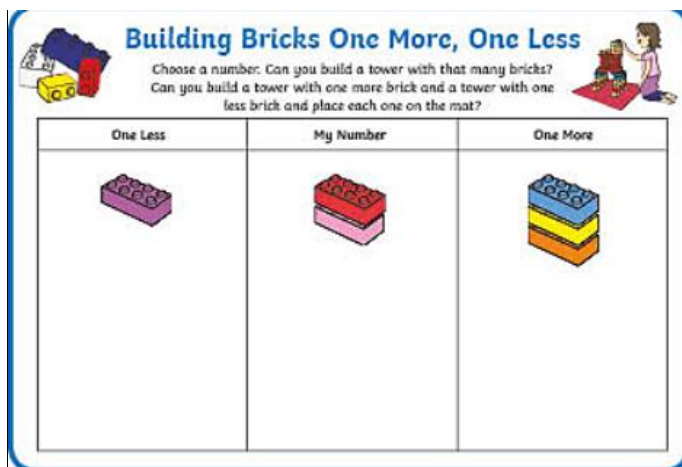
2.

Use different objects/playdough to represent and show the numbers in different ways.

3.

Photos

Not attempted
Refused
Partially attempted
Completed
Loved it!
Didn't enjoy it
Too hard
Too easy
I (parent) didn't understand



Use lego bricks/ cars or any other objects to count and show one more/one less.

4.Count and sort the numbers to 5.

5. Match the images to the digits.

11:00-11:30	Project: Family and origins.	https://www.youtube.com/watch?v=foptl0BeXnY Make pictures to describe key members of your family – for example – Mum; kind, caring, loving; Brother – younger/older; messy; sister – younger/older, nosey.	Photo and share any work completed.	Not attempted Refused Partially attempted Completed Loved it! Didn't enjoy it Too hard Too easy I (parent) didn't understand
1:00	Wake up Family Project.	Shimmy and Shake and Roll... - YouTube Paint or draw a picture of your family. Or:	As above	Not attempted Refused Partially attempted Completed Loved it! Didn't enjoy it Too hard Too easy I (parent) didn't understand



Make a house using lolly sticks and put your family inside.

Or:



Design a picture for someone you love using their first initial.

Or.



Make a wall hanging using pictures and/or favourite things.

1:30-2:00

Science:
Irreversible
changes.

<https://www.bbc.co.uk/bitesize/topics/zcvv4wx/articles/z9brcwx>
<https://www.youtube.com/watch?v=cZgqgMhbTE4>
<https://www.youtube.com/watch?v=QrlwF1kKbyw>

Watch the video clips.
 Have a go at making some changes such as :
 Make cakes
 Make scrambled eggs on toast
 Make a jelly.
 Make popcorn

Photo of
activities
 Evidence of
cakes baked
by sending into
school for
staff!

Not attempted
 Refused
 Partially attempted
 Completed
 Loved it!
 Didn't enjoy it
 Too hard
 Too easy
 (parent) didn't
 understand

2:00-2:30	PSHE: Rules.	Random Acts of Kindness– Make some promises for people in your household or extended family that you will be able to carry out in the future. Example - Make a cup of tea Tidy your bedroom.	Photo of activities	Not attempted Refused Partially attempted Completed Loved it! Didn't enjoy it Too hard Too easy I (parent) didn't understand
2:30 - 3	Reflection	Think about the learning today and things that went well.	None.	Not attempted Refused Partially attempted Completed Loved it! Didn't enjoy it Too hard Too easy I (parent) didn't understand

Learning Programme Spring 2 ½ Term

Upload progress to Earwig: links: See how to guide@

Other activities that may be of interest:
PSHE: Rules, choosing and being fair; Share out packets of sweets; what rules do we follow;
Science: What changes happen when cooking; make cakes- what happens to the mixture; how about cooking vegetables – can they be returned to their original state once cooked?
Communication: Throughout the course of the day encourage Calum to ask for objects using his PECs book or to have a go at signing for 'help' please.

Key subjects on the Curriculum this ½ term for wider exploration:

Materials liquids/solids and gases/Reversible and irreversible changes. - Science

Numeracy – Time – days of the week; months of the year.

Families and origins – My World

PSHE – Rules, choosing and being fair.
Hobbies and Interests

Learning Programme 1st March to 5th March.

Lessons highlighted will also be available as a live stream from the teacher.

Time	Topic	Details (where / provided / materials you will need / web links	Complete, hand-in, photograph or upload	Success (circle or highlight all that apply)
9:00-9:25	Physical Go noodle yoga	https://www.youtube.com/watch?v=j_3weVPH0-U Have a go at the Wizard of Oz Yoga.	Photos of any dance moves or exercises.	Not attempted Refused Partially attempted Completed Loved it! Didn't enjoy it Too hard Too easy (parent) didn't understand your instructions
9:30 – 10:00	Communication Listen to the Alphabet song	Hello and Story Time with Amanda Continue to watch Toy Story; Watch a little every day. Play Toy Story Dominoes. Play Mr. Potato Head game - use the key to gather all the body parts.		Not attempted Refused Partially attempted Completed Loved it! Didn't enjoy it Too hard Too easy (parent) didn't understand
10:30-11:00	Numeracy Ubongo Kids Sing-Along The	Mathletics log-on BRE10836	Mathematics will do the recording.	Not attempted Refused Partially attempted

	Magic of Mathematics Math Music Video - YouTube	mouth93 ▶ How Many? ▶ Order Numbers to 10 ▶ Order Numbers to 20 ▶ Compare Numbers to 20	nothing else required.	Completed Loved it! Didn't enjoy it Too hard Too easy I (parent) didn't understand
11:00-11:15	Project: Family and origins.	https://www.youtube.com/watch?v=foptl0BeXnY Make pictures to describe key members of your family – for example – Mum; kind, caring, loving; Brother – younger/older; messy; sister – younger/older, nosey.	Project: Transport <i>This project can be done a little bit every day. Parents can add to it as they wish. The song should be repeated every day.</i>	Not attempted Refused Partially attempted Completed Loved it! Didn't enjoy it Too hard Too easy I (parent) didn't understand
1:00	Wake up Family Project.	Shimmy and Shake and Roll... - YouTube Paint or draw a picture of your family. Or:	Wake up Transport Project.	Not attempted Refused Partially attempted Completed Loved it! Didn't enjoy it Too hard Too easy I (parent) didn't understand



Make a house using lolly sticks and put your family inside.

Or:



Design a picture for someone you love using their first initial.

Or:



Make a wall hanging using pictures and/or favourite things.

1:30-2:00

Science:
Irreversible
changes.

<https://www.bbc.co.uk/bitesize/topics/zcvv4wx/articles/z9brcw>
[x](#)

<https://www.youtube.com/watch?v=cZgagMhbTE4>

<https://www.youtube.com/watch?v=QrlwF1kKbyw>

Watch the video clips.

Have a go at making some changes such as :

Make cakes

Make scrambled eggs on toast

Photo of
activities

*Evidence of
cakes baked by
sending into
school for staff!*

Not attempted
Refused
Partially
attempted
Completed
Loved it!
Didn't enjoy it
Too hard
Too easy
(parent) didn't
understand

		Make a jelly. Make popcorn		
2:00-2:30	PSHE: Rules.	Random Acts of Kindness– Make some promises for people in your household or extended family that you will be able to carry out in the future..	Photo of activities	Not attempted Refused Partially attempted Completed Loved it! Didn't enjoy it Too hard Too easy I (parent) didn't understand
2:30 - 3	Reflection	Think about the learning today and things that went well.	None.	Not attempted Refused Partially attempted Completed Loved it! Didn't enjoy it Too hard Too easy I (parent) didn't understand

Learning Programme Spring 2 ½ Term

Upload progress to Earwig: links: See how to guide@

Other activities that may be of interest:
PSHE: Rules, choosing and being fair; Share out packets of sweets; what rules do we follow;
Science: What changes happen when cooking; make cakes- what happens to the mixture; how about cooking vegetables – can they be returned to their original state once cooked?
Communication: Throughout the course of the day and week encourage Brandon to create full sentences using his talk pad – such as I want yoghurt please. Introduce the idea of flavours in the sentence – I want strawberry yoghurt please. Brandon could use his talkpad to make colour choices when playing or the clothes that he wants to wear in the mornings. Ensure that he uses full sentences not just words.

Continue to introduce – I see or I can.

Key subjects on the Curriculum this ½ term for wider exploration:

Key subjects on the Curriculum this ½ term for wider exploration:

Materials liquids/solids and gases/Reversible and irreversible changes. - Science

Numeracy – Time – days of the week; months of the year.

Families and origins – My World

PSHE – Rules, choosing and being fair.

Hobbies and Interests

Learning Programme 1st March to 5th March.

Lessons highlighted will also be available as a live stream from the teacher.

Time	Topic	Details (where / provided / materials you will need / web links	Complete, hand-in, photograph or upload	Success (circle or highlight all that apply)
9:00-9:25	Physical Go noodle yoga	https://www.youtube.com/watch?v=j_3weVPH0-U Have a go at the Wizard of Oz Yoga.	Photos of any dance moves or exercises.	Not attempted Refused Partially attempted Completed Loved it! Didn't enjoy it Too hard Too easy I (parent) didn't understand your instructions
9:30 – 10:00	Communication Listen to the Alphabet song	Hello and Story Time with Amanda Continue to watch Toy Story; Watch a little every day. Play Toy Story Dominoes. Play Mr. Potato Head game - use the key to gather all the body parts.		Not attempted Refused Partially attempted Completed Loved it! Didn't enjoy it Too hard Too easy I (parent) didn't understand
10:30-11:00	Numeracy Ubongo Kids Sing-Along The Magic of	Mathletics log – on ARF10686 Password – never59	Mathletics will do the recording:	Not attempted Refused Partially attempted Completed Loved it!

[Mathematics](#)
[| Math Music](#)
[Video - YouTube](#)

- ▶ Count to 5
- ▶ Matching Numbers to 10
- ▶ Order Numbers to 10

Make a number grid showing numbers – fingerprints/stickers.



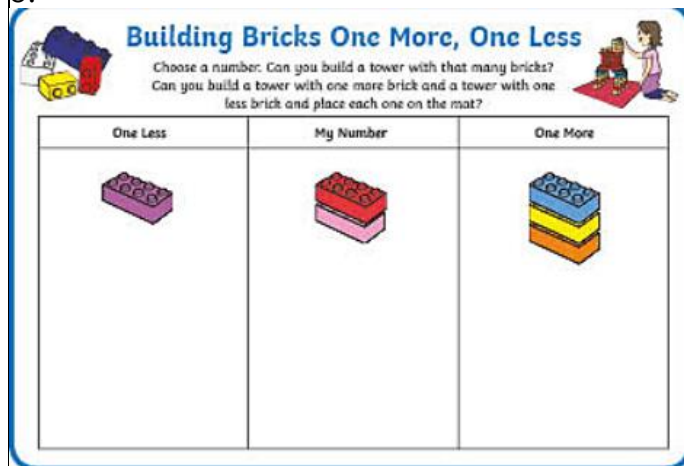
2.

nothing
else required.

Didn't enjoy it
Too hard
Too easy
(parent) didn't
understand

Use different objects/playdough to represent and show the numbers in different ways.

3.



Use lego bricks/ cars or any other objects to count and show one more/one less.

4.Count and sort the numbers to 5.

5. Match the images to the digits.

11:00-11:15 Project: Family and origins.

<https://www.youtube.com/watch?v=foptl0BeXnY>

Make pictures to describe key members of your family – for example – Mum; kind, caring, loving; Brother – younger/older; messy; sister – younger/older, nosey.

Pictures of the work created.

Not attempted
Refused
Partially attempted
Completed
Loved it!
Didn't enjoy it
Too hard
Too easy
I (parent) didn't understand

1:00 Wake up

[Shimmy and Shake and Roll... - YouTube](#)

Family Project.

Paint or draw a picture of your family.

Or:

As above

Not attempted
Refused
Partially attempted
Completed
Loved it!



Make a house using lolly sticks and put your family inside.

Or:



Design a picture for someone you love using their first initial.

Or.

Didn't enjoy it
Too hard
Too easy
(parent) didn't
understand



Make a wall hanging using pictures and/or favourite things.

1:30-2:00

Science:
Irreversible changes.

<https://www.bbc.co.uk/bitesize/topics/zcvv4wx/articles/z9brcwx>

<https://www.youtube.com/watch?v=cZgqgMhbTE4>

<https://www.youtube.com/watch?v=QrlwF1kKbyw>

Watch the video clips.

Have a go at making some changes such as :

Make cakes

Make scrambled eggs on toast

Make a jelly.

Photo of activities

Evidence of cakes baked by sending into school for staff!

Not attempted
Refused
Partially attempted
Completed
Loved it!
Didn't enjoy it
Too hard
Too easy
(parent) didn't understand

		Make popcorn		
2:00-2:30	PSHE: Rules.	Random Acts of Kindness– Make some promises for people in your household or extended family that you will be able to carry out in the future..	Photo of activities	Not attempted Refused Partially attempted Completed Loved it! Didn't enjoy it Too hard Too easy I (parent) didn't understand
2:30-3	Reflection	Think about the learning today and things that went well.	None.	Not attempted Refused Partially attempted Completed Loved it! Didn't enjoy it Too hard Too easy I (parent) didn't understand

Learning Programme Spring 2 ½ Term

Upload progress to Earwig: links: See how to guide@

Other activities that may be of interest:
PSHE: Rules, choosing and being fair; Share out packets of sweets; what rules do we follow;
Science: What changes happen when cooking; make cakes- what happens to the mixture; how about cooking vegetables – can they be returned to their original state once cooked?
Communication: Allow Arsalan time to use his talkpad to make requests using whole sentences; I want a red truck please. Or I want a strawberry yoghurt please. Can Arsalan Continue to use I see – such as I see a blue car.

Key subjects on the Curriculum this ½ term for wider exploration:

Materials liquids/solids and gases/Reversible and irreversible changes. - Science

Numeracy – Time – days of the week; months of the year.

Families and origins – My World

PSHE – Rules, choosing and being fair.

Hobbies and Interests

Learning Programme 1stMarch to 5th March

Lessons highlighted will also be available as a live stream from the teacher.

Time	Topic	Details (where / provided / materials you will need / web links	Complete, hand-in, photograph or upload	Success (circle or highlight all that apply)
9:00-9:25	Physical Go noodle yoga	https://www.youtube.com/watch?v=j_3weVPH0-U Have a go at the Wizard of Oz Yoga.	Photos of any dance moves or exercises.	Not attempted Refused Partially attempted Completed Loved it! Didn't enjoy it Too hard Too easy I (parent) didn't understand your instructions
9:30 – 10:00	Communication Listen to the Alphabet song	Hello and Story Time with Amanda Continue to watch Toy Story; Watch a little every day. Play Toy Story Dominoes. Play Mr. Potato Head game - use the key to gather all the body parts.		Not attempted Refused Partially attempted Completed Loved it! Didn't enjoy it Too hard Too easy I (parent) didn't understand

10:30-11:00

Numeracy
[Ubongo Kids](#)
[Sing-Along | The Magic of Mathematics](#)
[| Math Music](#)
[Video - YouTube](#)



Make a number grid showing numbers – fingerprints/stickers.



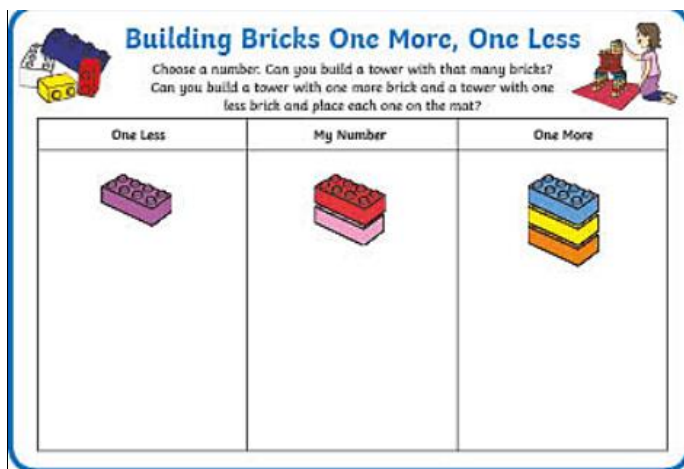
2.

Use different objects/playdough to represent and show the numbers in different ways.

3.

Photos

Not attempted
Refused
Partially attempted
Completed
Loved it!
Didn't enjoy it
Too hard
Too easy
(parent) didn't understand



Use lego bricks/ cars or any other objects to count and show one more/one less.

4.Count and sort the numbers to 5.

5. Match the images to the digits.

11:00-11:30

Project: Family and origins.

<https://www.youtube.com/watch?v=foptl0BeXnY>

Make pictures to describe key members of your family – for example – Mum; kind, caring, loving; Brother – younger/older; messy; sister – younger/older, nosey.

Photo and share any work completed.

Not attempted
Refused
Partially attempted
Completed
Loved it!
Didn't enjoy it
Too hard
Too easy
I (parent) didn't understand

1:00

Wake up

[Shimmy and Shake and Roll... - YouTube](#)

Family Project.

Paint or draw a picture of your family.

Or:

As above

Not attempted
Refused
Partially attempted
Completed
Loved it!
Didn't enjoy it
Too hard
Too easy
I (parent) didn't understand



Make a house using lolly sticks and put your family inside.

Or:



Design a picture for someone you love using their first initial.

Or.



Make a wall hanging using pictures and/or favourite things.

1:30-2:00

Science:
Irreversible
changes.

<https://www.bbc.co.uk/bitesize/topics/zcvv4wx/articles/z9brcwx>

<https://www.youtube.com/watch?v=cZgqgMhbTE4>

<https://www.youtube.com/watch?v=QrlwF1kKbyw>

Watch the video clips.

Have a go at making some changes such as :

Make cakes

Make scrambled eggs on toast

Photo of
activities

*Evidence of
cakes baked by
sending into
school for staff!*

Not attempted
Refused
Partially
attempted
Completed
Loved it!
Didn't enjoy it
Too hard
Too easy
(parent) didn't
understand

		Make a jelly. Make popcorn		
2:00-2:30	PSHE: Rules.	Random Acts of Kindness– Make some promises for people in your household or extended family that you will be able to carry out in the future..	Photo of activities	Not attempted Refused Partially attempted Completed Loved it! Didn't enjoy it Too hard Too easy I (parent) didn't understand
2:30 - 3	Reflection	Think about the learning today and things that went well.	None.	Not attempted Refused Partially attempted Completed Loved it! Didn't enjoy it Too hard Too easy I (parent) didn't understand

Learning Programme Spring 2 ½ Term

Upload progress to Earwig: links: See how to guide@

Other activities that may be of interest:
PSHE: Rules, choosing and being fair; Share out packets of sweets; what rules do we follow;
Science: What changes happen when cooking; make cakes- what happens to the mixture; how about cooking vegetables – can they be returned to their original state once cooked?
Communication: Throughout the course of the day encourage Rhys to ask for objects using his talkpad add colours and flavours where possible such as a strawberry yoghurt or red jumper.

Key subjects on the Curriculum this ½ term for wider exploration:

Materials liquids/solids and gases/Reversible and irreversible changes. - Science

Numeracy – Time – days of the week; months of the year.

Families and origins – My World

PSHE – Rules, choosing and being fair.

Hobbies and Interests