





KIWI's Learning Programme – 1st March – 5th March

Lessons highlighted will also be available as a live stream from the teacher.


MONDAY 1st March

Time	Topic	Details (where / provided / materials you will need / web links)	Complete, hand-in, photograph or upload	Success (circle or highlight all that apply)
9:30	Physical	<p><i>You will need:</i></p> <ul style="list-style-type: none"> - Moisturiser <p>Click on this link and follow the instructions on the video https://www.youtube.com/watch?v=h3hWc0zszx0&list=PLPw34POt1bNBITcuAMcjKu1i09pH6JaPT&index=4</p>	Photo and comment. Did they show any preferences to hand of type of massage?	Not attempted Refused Partially attempted Completed Loved it! Didn't enjoy it Too hard Too easy I (parent) didn't understand
10:00	Messy Play – fun with papier-mâché	<p>Papier-mache Have fun using papier-</p>   <p>mâché to make a planet for our space project.</p> <p> Papier mache messy play.pdf</p>	Photo of created work	Not attempted Refused Partially attempted Completed Loved it! Didn't enjoy it Too hard Too easy I (parent) didn't understand
11:00	Outdoor	<p>Pea Shoots <i>You will need:</i></p>	Photo and comment.	Not attempted Refused


	<p>Learnin g – Farm to Fork</p>	<ul style="list-style-type: none"> - Pea Shoot (In your home learning pack, please soak these overnight) - Soil - Trowel - Veg box or similar box with holes in - Watering can <p><u>Radishes:</u> Check and water radish seeds – can you see anything growing? Take a photo so you can record the progress of growth.</p> <p><u>Plant:</u> Plant peas in a suitable box with holes in the bottom e.g. veg box.</p> <ol style="list-style-type: none"> 1. Use a trowel to add soil to the box. 2. Scatter peas on top of the soil. 3. Cover the peas with soil. 4. Water peas. 	<p>How much support did they need? Did they notice any growth on the radishes?</p>	<p>Partially attempted Completed Loved it! Didn't enjoy it Too hard Too easy ! (parent) didn't understand</p>
1:00	<p>Project - Space - rockets <i>This project can be done a little bit every day. Parents can add to it as they wish.</i></p>	<p>Start your session with the story so your child can become familiar with the routine. Link to story https://www.youtube.com/watch?v=7dtzMJipiuA Then choose one of the suggested activities to complete together.</p> <p><i>You will need:</i></p> <ul style="list-style-type: none"> - Space - Rockets activity pack - Resources for chosen activity  <p>Space Rockets.pptx</p>	<p>Photo of work created.</p>	<p>Not attempted Refused Partially attempted Completed Loved it! Didn't enjoy it Too hard Too easy ! (parent) didn't understand</p>
2:30	<p>Literacy – Tac Pac</p>	<p><i>You will need:</i></p> <ul style="list-style-type: none"> - Fury fabric - Chop sticks or similar - Two textured sponge (E.g. Kitchen sponge) - Painting roller - Bath Sponge - Bowl of warm water 	<p>Photo and comment. Did they have a preference for any of</p>	<p>Not attempted Refused Partially attempted Completed Loved it! Didn't enjoy it Too hard Too easy</p>

	<ul style="list-style-type: none"> - Blanket - Towel <p>Please follow the link below and follow the instructions on the video for you Tac Pac session. Kiwi Lessons - Tac Pac - Set 2 - YouTube</p>	the songs or equipment.	I (parent) didn't understand
--	--	-------------------------	------------------------------

TUESDAY 2nd March

Time	Topic	Details (where / provided / materials you will need / web links	Complete, hand-in, photograph or upload	Success (circle or highlight all that apply)
9:30	Physical	<p>You will need:</p> <ul style="list-style-type: none"> - Moisturiser <p>Click on this link and follow the instructions on the video https://www.youtube.com/watch?v=h3hWc0zsz0&list=PLPw34POt1bNBITcuAMcjKu1i09pH6JaPT&index=4</p>	Photo and comment. Did they show any preferences to hand of type of massage?	Not attempted Refused Partially attempted Completed Loved it! Didn't enjoy it Too hard Too easy I (parent) didn't understand
10:00	Cooking – Healthy snacks	<p>Banana and Strawberry Smoothly</p> <p>Work together as a family to make some healthy snacks. Explore the different ingredients and look at and listen to instructions to complete the different stages of the recipe in your pack. Once you have finished, help with the washing up by using a washing up mop to wash up one item with hand over hand support or independently.</p> <div style="text-align: center;">  <p>Banana and Strawberry Smoothie</p> </div>	Photo and comment. How much help did they need? Did they like their snack?	Not attempted Refused Partially attempted Completed Loved it! Didn't enjoy it Too hard Too easy I (parent) didn't understand

11:00	Maths – Measure	<p><i>You will need:</i></p> <ul style="list-style-type: none"> - Clothes to sort - Large and small symbols - Washing line - Pegs <p><u>Activity 1:</u> Ordering clothes Sort clothes in order smallest to largest. First with two extremes of sizes and then moving onto three items.</p> <p><u>Activity 2:</u> Washing line Hanging clothes on a washing line in order of size. Start by hanging one item on the line, then ask your child to choose another top – is it larger of small than the one on the line?</p>	Photo of sorted items. Comment. How much help did they need? Where they able to find the smallest and biggest from a choice of two?	Not attempted Refused Partially attempted Completed Loved it! Didn't enjoy it Too hard Too easy I (parent) didn't understand
		<p><i>You will need:</i></p> <ul style="list-style-type: none"> - Clothes of different textures - Clothes to try on <p><u>Activity 1:</u> Clothes sorting Explore the feel of different clothes.</p> <p><u>Activity 2:</u> Fitting room Try on different clothes with support feeling how they feel against their skin. Use the language of small and large as you put the clothes on your child.</p>	Photo and comment. Which textures did they like best or liked least?	
1:00	Kiwi Story Time	Join us for our daily story.	None	Not attempted Refused Partially attempted Completed Loved it! Didn't enjoy it Too hard Too easy I (parent) didn't understand




1:30	Project - Space - rockets <i>This project can be done a little bit every day. Parents can add to it as they wish.</i>	Start your session with the story so your child can become familiar with the routine. Link to story https://www.youtube.com/watch?v=7dtzMJipiuA Then choose one of the suggested activities to complete together. <i>You will need:</i> - Space - Rockets activity pack - Resources for chosen activity  Space Rockets.pptx	Photo of work created.	Not attempted Refused Partially attempted Completed Loved it! Didn't enjoy it Too hard Too easy I (parent) didn't understand
2:00	Music	Soundabout TV – Watch and join in with this live fun music session especially designed for people with PMLD and SLD https://www.youtube.com/channel/UCzkgf-oB7V5tTguM36Km5WAA <i>Live sessions are on Tuesdays and Saturdays at 2pm</i> <i>You will need:</i> - Musical instrument or something that makes a noise.	Photo and comment. What did they particularly enjoy?	Not attempted Refused Partially attempted Completed Loved it! Didn't enjoy it Too hard Too easy I (parent) didn't understand

WEDNESDAY 3rd March

Time	Topic	Details (where / provided / materials you will need / web links)	Complete, hand-in, photograph or upload	Success (circle or highlight all that apply)
9:30	Physical	<i>You will need:</i> - Moisturiser Click on this link and follow the instructions on the video	Photo and comment.	Not attempted Refused


		https://www.youtube.com/watch?v=h3hWc0zsz0&list=PLPw34POt1bNBITcuAMcjKu1i09pH6JaPT&index=4	Did they show any preferences to hand of type of massage?	Partially attempted Completed Loved it! Didn't enjoy it Too hard Too easy I (parent) didn't understand
10:00	Maths - Measure	<p><u>You will need:</u></p> <ul style="list-style-type: none"> - Different length socks - Matching socks worksheet - Glue - Scissors - Long/short symbols <p><u>Activity 1: Matching socks</u> Matching pairs. Can they find the matching pairs of socks and put them together? Talk about how long or short the different socks are as they are paired together.</p> <p><u>Activity 2: Matching more socks</u> Find the matching socks worksheet.</p>	Photos of completed worksheet and comment. Where they able to match socks that were the same together?	Not attempted Refused Partially attempted Completed Loved it! Didn't enjoy it Too hard Too easy I (parent) didn't understand
		<p><u>You will need:</u></p> <ul style="list-style-type: none"> - Socks of different lengths and textures <p><u>Activity 1: Matching socks</u> With support try on lots of pairs of socks, long, short, soft, smooth – explore how they feel.</p> <p><u>Activity 2: Matching more socks</u> Feel matching pairs of socks on their hands –use the language of 'same' as the students feel them.</p>	Photo and comment. Where there any textures they particularly liked or didn't like?	
11:00	Drama	<p>Shabang live – Watch and join in with this fun inclusive drama session. https://bit.ly/shabangtimetv Live sessions every Wednesday at 11:00am.</p>	Just for fun	Not attempted Refused Partially attempted Completed


				Loved it! Didn't enjoy it Too hard Too easy I (parent) didn't understand
11:30	Literacy – Intensive interaction	<p>Time to Play. Spend time with your child doing something they really enjoy. Copy what they do with their toys or the sounds that they make. Follow their lead. It should be fun and engaging for both of you.</p>	Comment. Did they interact with you during this session?	Not attempted Refused Partially attempted Completed Loved it! Didn't enjoy it Too hard Too easy I (parent) didn't understand
1:00	Kiwi Story Time	Join us for our daily story.	None	Not attempted Refused Partially attempted Completed Loved it! Didn't enjoy it Too hard Too easy I (parent) didn't understand
1:30	<p>Project - Space - rockets <i>This project can be done a little bit every day. Parents can add to it as they wish.</i></p>	<p>Start your session with the story so your child can become familiar with the routine. Link to story https://www.youtube.com/watch?v=7dtzMJipiuA Then choose one of the suggested activities to complete together.</p> <p><i>You will need:</i></p> <ul style="list-style-type: none"> - Space - Rockets activity pack - Resources for chosen activity 	Photo of work created.	Not attempted Refused Partially attempted Completed Loved it! Didn't enjoy it Too hard Too easy I (parent) didn't understand

		 Space Rockets.pptx		
2:30	Literacy – Massage Story	<p>Travelling through time</p> <p><i>You will need:</i></p> <ul style="list-style-type: none"> - Travelling through time message story - Massage instruction sheet <p>Ask them where they would like their message story. Read the story and complete the massage for each page. Each massage should last about a minute but follow the lead of your child.</p> <p>  Travelling through time.pptx  Massage Story Crib Sheet.pdf </p>	Comment. Was there a particular Massage they liked or disliked?	Not attempted Refused Partially attempted Completed Loved it! Didn't enjoy it Too hard Too easy I (parent) didn't understand

THURSDAY 4th March

Time	Topic	Details (where / provided / materials you will need / web links)	Complete, hand-in, photograph or upload	Success (circle or highlight all that apply)
9:30	Physical	<p><i>You will need:</i></p> <ul style="list-style-type: none"> - Moisturiser <p>Click on this link and follow the instructions on the video https://www.youtube.com/watch?v=h3hWc0zsz0&list=PLPw34POt1bNBITcuAMcJku1i09pH6JaPT&index=4 </p>	Photo and comment. Did they show any preferences to hand of type of massage?	Not attempted Refused Partially attempted Completed Loved it! Didn't enjoy it Too hard Too easy I (parent) didn't understand

10:00	Dance	<p>You will need:</p> <ul style="list-style-type: none"> - Torch/ lights - Scarf - Fabric sheet <p>Open the PowerPoint and follow the YouTube links for each song Space themed songs Follow each of the activities on the slide</p> 	Photos and comment. Did they follow instructions, enjoy, communicate ?	<p>Not attempted Refused Partially attempted Completed Loved it! Didn't enjoy it Too hard Too easy I (parent) didn't understand</p>
11:00	Science	<p>You will need:</p> <ul style="list-style-type: none"> - White paint - Flour - Black card cut into a circle - Empty bottle - Spoon/ spatula <p>Use the video on the YouTube channel to watch our space sensory experience. Join in with the songs.</p> <p>Moon painting: Mix together white paint and flour and spread onto a circle of black card. Use an empty bottle to make crater holes into the moon.</p>	Photos of completed work and space exploration. Comment about reaction to experiences.	<p>Not attempted Refused Partially attempted Completed Loved it! Didn't enjoy it Too hard Too easy I (parent) didn't understand</p>
1:00	Kiwi Story Time	Join us for our daily story.	None	<p>Not attempted Refused Partially attempted Completed Loved it! Didn't enjoy it Too hard Too easy I (parent) didn't understand</p>

1:30	Project - Space - rockets <i>This project can be done a little bit every day. Parents can add to it as they wish.</i>	<p>Start your session with the story so your child can become familiar with the routine.</p> <p>Link to story https://www.youtube.com/watch?v=7dtzMJipiuA</p> <p>Then choose one of the suggested activities to complete together.</p> <p><i>You will need:</i></p> <ul style="list-style-type: none"> - Space - Rockets activity pack - Resources for chosen activity  <p>Space Rockets.pptx</p>	Photo of work created.	<p>Not attempted</p> <p>Refused</p> <p>Partially attempted</p> <p>Completed</p> <p>Loved it!</p> <p>Didn't enjoy it</p> <p>Too hard</p> <p>Too easy</p> <p>I (parent) didn't understand</p>
2:30	Literacy – Tac Pac	<p><i>You will need:</i></p> <ul style="list-style-type: none"> - Fury fabric - Chop sticks or similar - Two textured sponge (E.g. Kitchen sponge) - Painting roller - Bath Sponge - Bowl of warm water - Blanket - Towel <p>Please follow the link below and follow the instructions on the video for you Tac Pac session.</p> <p>Kiwi Lessons - Tac Pac - Set 2 - YouTube</p>	Photo and comment. Did they have a preference for any of the songs or equipment.	<p>Not attempted</p> <p>Refused</p> <p>Partially attempted</p> <p>Completed</p> <p>Loved it!</p> <p>Didn't enjoy it</p> <p>Too hard</p> <p>Too easy</p> <p>I (parent) didn't understand</p>

FRIDAY 5th March

Time	Topic	Details (where / provided / materials you will need / web links)	Complete, hand-in, photograph or upload	Success (circle or highlight)
------	-------	--	---	-------------------------------

				ht all that apply)
9:30	Physical	<p>You will need:</p> <ul style="list-style-type: none"> - Moisturiser <p>Click on this link and follow the instructions on the video https://www.youtube.com/watch?v=h3hWc0zszx0&list=PLPw34POt1bNBITcuAMcjKu1i09pH6JaPT&index=4</p>	Photo and comment. Did they show any preferences to hand of type of massage?	Not attempted Refused Partially attempted Completed Loved it! Didn't enjoy it Too hard Too easy I (parent) didn't understand
10:00	Literacy – Sensory Story	<p>You will need:</p> <ul style="list-style-type: none"> -Sensory story props -Books or magazines the student enjoys -Story symbols -Story <p>Follow on activity: 'Read' Get comfortable and spend some time reading together. Ask the student to make choices about what they would like to read and when they want it to stop.</p>	Photo and comments. Did they match the symbols? Did they explore all resources on offer?	Not attempted Refused Partially attempted Completed Loved it! Didn't enjoy it Too hard Too easy I (parent) didn't understand
11:00	Music	<p>Music Appreciation (1980s)</p> <p>You will need:</p> <ul style="list-style-type: none"> -Emotions symbols and I like/ don't like symbol -Communication board -Instruments <p>Play the different music on the PowerPoint emailed to you. Listen and ask for a response to the music. Encourage movement and instrument playing</p>	Comment. Did they communicate to express emotions?	Not attempted Refused Partially attempted Completed Loved it! Didn't enjoy it Too hard Too easy I (parent) didn't understand

1:00	Kiwi Story Time	Join us for our daily story.	None	Not attempted Refused Partially attempted Completed Loved it! Didn't enjoy it Too hard Too easy I (parent) didn't understand
1:30	Project - Space - rockets <i>This project can be done a little bit every day. Parents can add to it as they wish.</i>	Start your session with the story so your child can become familiar with the routine. Link to story https://www.youtube.com/watch?v=7dtzMJipiuA Then choose one of the suggested activities to complete together. You will need: - Space - Rockets activity pack - Resources for chosen activity Space Rockets.pptx	Photo of work created.	Not attempted Refused Partially attempted Completed Loved it! Didn't enjoy it Too hard Too easy I (parent) didn't understand
2:30	Science – sensology	You will need: -A resource for each sense -Sensology help sheet -Sensology recording	Photos and comment of likes/ dislikes. How were these communicated?	Not attempted Refused Partially attempted Completed Loved it! Didn't enjoy it Too hard Too easy

				I (parent) didn't understand
--	--	--	--	------------------------------

Other activities that might be of interest:

Jensory – Stories, music, arts and crafts

<https://www.youtube.com/channel/UCvzmFMTrgauEaERHI8p6PMw>

Rhyming multisensory stories

<https://www.rhymingmultisensorystories.com/>

Wikid Music

Join in with this fun music session

<https://www.youtube.com/channel/UCZURjc3RSsJ1ILNWeJ7xrZw>

Voice activated cause and effect

<https://bouncyballs.org/> This can encourage movement and vocalisations. Once you have allowed the microphone the balls will move.

Helpkidzlearn have free offers; lots of really good cause and effect games for you to download, see the link below for more information:

<https://www.helpkidzlearn.com/updates/school-closure.html>

Big Top Musical Adventures- Accessible online resources for our families and friends to have their own musical adventures at home

<https://www.youtube.com/c/BigTopMusicalAdventuresCIC/videos>

How to Create an Earwig Record

Watch this short how-to video on how to create a record on Earwig

<https://thebridgeschool.org.uk/files/2021-01/how-to-add-a-parent-record-to-earwig.mp4?83a61a8c1a>

Key subjects on the Curriculum this ½ term for wider exploration:

Maths – Measure in everyday life

Science – Space

My World – Our community and Using the post office

Outdoor Learning – Growing food from farm to fork

PSHE – Speaking up, likes and dislikes

Art – Using textiles

Cooking – Healthy snacks

Music – Playing percussion

PE – Fitness/circuits