

Learning Programme 1<sup>st</sup> to 8<sup>th</sup> March

Lessons highlighted will also be available as a live stream from the teacher.

		MONDAY 1 <sup>st</sup> March		
Time	Topic	Details (where / provided / materials you will need / web links)	Complete, hand-in, photograph or upload	Success (circle or highlight all that apply)
9:00-9:25	Physical Education	<p>Daily Walk outdoors or indoors. If indoors, use a space to exercise in. Try marching, striding, running on the spot, skipping and jumping to your favourite music.</p> <p>Finish with <a href="#">Wake Up! School Assembly Song and Dance from Songs For EVERY Assembly by Out of the Ark Music - YouTube</a></p>	Picture or feedback of the Daily Walk / Indoor Exercise	<p>Not attempted Refused Partially attempted Completed Loved it! Didn't enjoy it Too hard Too easy I (parent) didn't understand your instructions</p>
9:30 – 10:00	Communications- Makaton  Feelings	<p>Watch <a href="#">Makaton Topic - FEELINGS / EMOTIONS - Singing Hands (ft Dave Benson-Phillips) - YouTube</a> and practice signing the emotions. Can you act them as well?</p> <p>Use the sheet to help.</p> <p>Find 3 emotions on the internet. Can you remember the sign/ expression?</p>	Photo of completed activities	<p>Not attempted Refused Partially attempted Completed Loved it! Didn't enjoy it Too hard Too easy I (parent) didn't understand</p>

10:30-11:00	Numeracy- Time	<ol style="list-style-type: none"> <li>1. Have a go at <a href="http://ictgames.com">Hickory Dickory Clock: A tell the time game (ictgames.com)</a></li> <li>2. Using your clock from last week, parent makes an O'clock time and student says/ indicates the correct time.</li> <li>3. Parent says the O'clock time and student makes on their clock.</li> <li>4. Challenge- can you makes half past times?</li> </ol>	Picture /Photo of the completed activity.	<p>Not attempted  Refused  Partially attempted  Completed  Loved it!  Didn't enjoy it  Too hard  Too easy  I (parent) didn't understand</p>
11:00-11:30	Music Appreciation	<p>Theme- music from different genres.</p> <p>Play any genre of song (when searching on Youtube type 'clean' after the song name). Halfway through stop and student says if they want 'more' or 'stop' the song.</p> <p>Once finished, student identifies how the song made them feel and why using the key words provided. Practice the emotions Makaton signs.</p> <p>If able, student then fills in the sentence 'I like/ don't like the song because it makes me feel _____'</p> <p>Repeat with other songs from other genres.</p>	Pictures of the activity.	<p>Not attempted  Refused  Partially attempted  Completed  Loved it!  Didn't enjoy it  Too hard  Too easy  I (parent) didn't understand</p>
11.30-12:00	Science	Student makes their own lunch. Use numbers and verbal instructions for your student to follow.	Pictures of the activity	<p>Not attempted  Refused  Partially attempted  Completed  Loved it!  Didn't enjoy it  Too hard  Too easy</p>

				I (parent) didn't understand
1:30-2:30	My World- my family  (Mum)	<p><b>For this lesson you will need photos of a range of family members.</b></p> <ol style="list-style-type: none"> <li>1. Recall the names of each family member and their relationship to you. Can you recall the Makaton signs?</li> <li>2. Watch <a href="#">Funny Mommy and baby moments - Cute Baby Video - YouTube</a></li> <li>3. Using the key words on slide 3, select 3 words to describe your mum. Write/ stick them by the photo of your mum.</li> <li>4. Paint a picture of your mum, use the key words from the PowerPoint to identify her hair colour/ length and eye colour.</li> </ol>	Photo or Picture of the activity.	<p>Not attempted Refused Partially attempted Completed Loved it! Didn't enjoy it Too hard Too easy I (parent) didn't understand</p>
2:30 – 3.00	Story time / Literacy	<p>Enjoy your favourite story at home.</p> <p>Book Blanket, cushion,</p>	None.	<p>Not attempted Refused Partially attempted Completed Loved it! Didn't enjoy it Too hard Too easy I (parent) didn't understand</p>

Lessons highlighted will also be available as a live stream from the teacher.

<b>TUESDAY 2<sup>nd</sup> March</b>				
<b>Time</b>	<b>Topic</b>	<b>Details (where / provided / materials you will need / web links)</b>	<b>Complete, hand-in, photograph or upload</b>	<b>Success (circle or highlight all that apply)</b>
9:00-9:25	Physical Education	<p>Daily Walk outdoors or indoors. If indoors, use a space to exercise in. Try marching, striding, running on the spot, skipping and jumping to your favourite music.</p> <p>Finish with <a href="#">Wake Up! School Assembly Song and Dance from Songs For EVERY Assembly by Out of the Ark Music - YouTube</a></p>	Picture or feedback of the Daily Walk / Indoor Exercise	Not attempted Refused Partially attempted Completed Loved it! Didn't enjoy it Too hard Too easy I (parent) didn't understand your instructions
9:30 – 10:00	Phonics	<p>oa sound. Slides 1-5 read the words if able or Adult models each sound on slides 1-5 and student can identify the words on slide 6.</p> <p>Activity- <b>slides 8-9</b></p> <p>Watch <a href="#">Alphablocks Series 3 - Toad - YouTube</a></p> <p>Pause when they sound out words and student writes the word and if able, says the word before hearing it. (LC can overwrite the words).</p>	Photo of completed activities	Not attempted Refused Partially attempted Completed Loved it! Didn't enjoy it Too hard Too easy I (parent) didn't understand
10:10-10:30	Numeracy – Time	<ol style="list-style-type: none"> <li>1. Mathematics- Do the first incomplete activity. Logins sent with this pack.</li> <li>2. Recap on O'clock and half past times from previous lessons.</li> </ol>	Picture of completed work	Not attempted Refused Partially attempted Completed Loved it!

		<p>3. Practice 'quarter past' the hour</p> <p>4. Have a go at <a href="#">Hickory Dickory Clock: A tell the time game (ictgames.com)</a></p> <p>Was it easier than yesterday?</p>		<p>Didn't enjoy it</p> <p>Too hard</p> <p>Too easy</p> <p>I (parent) didn't understand</p>
11:00-11:30	PHSE: Intensive Interaction	<p>Share in an activity your student enjoys- could be a game, drawing, painting or something else. Encourage interaction with yourself and get student to request items he wants to play with.</p> <p>If able, can they sign the colour of the objects?</p>	Pictures of the activity.	<p>Not attempted</p> <p>Refused</p> <p>Partially attempted</p> <p>Completed</p> <p>Loved it!</p> <p>Didn't enjoy it</p> <p>Too hard</p> <p>Too easy</p> <p>I (parent) didn't understand</p>
11.30-12.00	Music Appreciation	<p>Theme- Songs from different decades.</p> <p>Play any song (when searching on YouTube type 'clean' after the song name). Halfway through stop and student says if they want 'more' or 'stop' the song.</p> <p>Once finished, student identifies how the song made them feel and why using the key words provided.</p> <p>If able, student then fills in the sentence 'I like/ don't like the song because it makes me feel _____'</p> <p>Repeat with other songs from different decades.</p>	Pictures of the activity	<p>Not attempted</p> <p>Refused</p> <p>Partially attempted</p> <p>Completed</p> <p>Loved it!</p> <p>Didn't enjoy it</p> <p>Too hard</p> <p>Too easy</p> <p>I (parent) didn't understand</p>
1:30-2:30	Handwriting-Space	<p>Tortoise and the Hare maze.</p> <p>Watch</p>	Photo or Picture of the activity.	<p>Not attempted</p> <p>Refused</p> <p>Partially attempted</p> <p>Completed</p>

		<a href="#">The Planets of our Solar System Song (featuring The Hoover Jam) - YouTube</a> Then watch <a href="#">Crocodile Snap Pencil Grasp Childrens Song - YouTube</a> and practice holding a pen/pencil  Complete the handwriting sheet. Can you then write the words yourself by copying?		Loved it! Didn't enjoy it Too hard Too easy I (parent) didn't understand
2:30 – 3.00	Story time / Literacy	Live Stream story with your teacher.  Blanket, cushion,	None.	Not attempted Refused Partially attempted Completed Loved it! Didn't enjoy it Too hard Too easy I (parent) didn't understand

### Learning Programme

Lessons highlighted will also be available as a live stream from the teacher.

WEDNESDAY 3 <sup>rd</sup> March				
Time	Topic	Details (where / provided / materials you will need / web links)	Complete, hand-in, photograph or upload	Success (circle or highlight all that apply)
9:00-9:25	Physical Education	Daily Walk outdoors or indoors. If indoors, use a space to exercise in. Try marching, striding, running on the spot, skipping and jumping to your favourite music.	Picture or feedback of the Daily Walk / Indoor Exercise	Not attempted Refused Partially attempted Completed Loved it! Didn't enjoy it Too hard Too easy

		Finish with <a href="#">Wake Up! School Assembly Song and Dance from Songs For EVERY Assembly by Out of the Ark Music - YouTube</a>		I (parent) didn't understand your instructions
9:30 – 10:00	Characters in films	Watch a film of your choosing!  Once finished, can you find pictures of the main characters on the internet and name them? Can you think of one fact about each?	Picture of watching the show	Not attempted Refused Partially attempted Completed Loved it! Didn't enjoy it Too hard Too easy I (parent) didn't understand
10:30-11.00	As above			Not attempted Refused Partially attempted Completed Loved it! Didn't enjoy it Too hard Too easy I (parent) didn't understand
11:00-11:30	PE: warm up	Select some warm up activities from 'PE movement at home'  And/or use Joe Wicks	Pictures of the activity.	Not attempted Refused Partially attempted Completed Loved it! Didn't enjoy it Too hard Too easy I (parent) didn't understand
11.30-12.00	PE: Tennis or catch	Either tennis or catch.  <b>Tennis-</b> Teach the skill of holding a racket – one handed/two handed  Give student a ball and ask them to balance it on their racket as they move around the space. Consider starting with a beanbag or similar and progress to a ball – the beanbag will be flat so will have limited movement,	Pictures of the activity	Not attempted Refused Partially attempted Completed Loved it! Didn't enjoy it Too hard Too easy I (parent) didn't understand



		pretend you are frying an egg/pancake/can you flip your pancake?  <b>Catch-</b> Face your student about a metre apart, throw the ball and catch to each other Can you do 10 in a row? If you can, both take a step back and repeat. How far back can you go?		
1:30-2:30	Science- lava lamp experiment	Follow the instructions. Watch the colours move! What happens?	Photo or Picture of the activity.	Not attempted Refused Partially attempted Completed Loved it! Didn't enjoy it Too hard Too easy I (parent) didn't understand
2:30 – 3.00	Story time / Literacy	Live Stream story with your teacher.  Blanket, cushion,	None.	Not attempted Refused Partially attempted Completed Loved it! Didn't enjoy it Too hard Too easy I (parent) didn't understand

### Learning Programme


Lessons highlighted will also be available as a live stream from the teacher.

THURSDAY 4 <sup>th</sup> March				
Time	Topic	Details (where / provided / materials you will need / web links)	Complete, hand-in, photograph or upload	Success (circle or highlight all that apply)



9:00-9:25	Physical Education	<p>Daily Walk outdoors or indoors. If indoors, use a space to exercise in. Try marching, striding, running on the spot, skipping and jumping to your favourite music.</p> <p>Finish with <a href="#">Wake Up! School Assembly Song and Dance from Songs For EVERY Assembly by Out of the Ark Music - YouTube</a></p>	Picture or feedback of the Daily Walk / Indoor Exercise	<p>Not attempted Refused Partially attempted Completed Loved it! Didn't enjoy it Too hard Too easy I (parent) didn't understand your instructions</p>
9:30 – 10:00	Literacy: Phonics	<p>Oa sound. Slides 1-5 read the words if able or</p> <p>Adult models each sound on slides 1-8 and student can identify the words on slide 9.</p> <p>Activity- <b>tasks 3-4</b></p> <p>Watch <a href="#">Alphablocks Series 3 - Toad - YouTube</a> Pause when they sound out words and student writes the word and if able, says the word before hearing it. (LC can overwrite the words).</p>	Photos of the activities	<p>Not attempted Refused Partially attempted Completed Loved it! Didn't enjoy it Too hard Too easy I (parent) didn't understand</p>
10:30-11.00	<p>My World- My family (dad)</p> <p>Note: Alternatively use a grandparent</p>	<p><b>For this lesson you will need photos of a range of family members.</b></p> <ol style="list-style-type: none"> <li>1. Recall the names of each family member and their relationship to you. Can you recall the Makaton signs?</li> <li>2. Watch <a href="#">Try Not To Laugh Funniest Daddy Fail Compilation The 1st Quarter 2019</a>   <a href="#">Cute Father Video - YouTube</a></li> </ol>	Picture of activity	<p>Not attempted Refused Partially attempted Completed Loved it! Didn't enjoy it Too hard Too easy I (parent) didn't understand</p>

		<p>3. Using the key words on slide 3, select 3 words to describe your mum. Write/ stick them by the photo of your dad.</p> <p>Paint a picture of your dad, use the key words from the PowerPoint to identify her hair colour/ length and eye colour.</p>		
11:00-11:30	PE- Action songs	<p><a href="#">Shake Your Sillies Out</a> 🎵 <a href="#">Brain Breaks Songs for Kids</a> 🎵 <a href="#">Kids Action Songs by The Learning Station - YouTube</a></p> <p><a href="#">Head, Shoulders, Knees &amp; Toes with Lyrics</a> 🎵 <a href="#">Kids Learning Songs</a> 🎵 <a href="#">Camp Song &amp; Brain Breaks for Kids - YouTube</a></p> <p>Now choose your own actions songs from YouTube!</p>	Pictures of the activity.	<p>Not attempted Refused Partially attempted Completed Loved it! Didn't enjoy it Too hard Too easy I (parent) didn't understand</p>
11.30-12.00	Music Appreciation	<p>Theme- Music from around the world.</p> <p>Play a song from any other country. Halfway through stop and student says if they want 'more' or 'stop' the song.</p> <p>Once finished, student identifies how the song made them feel and why using the key words provided.</p>	Pictures of the activity	<p>Not attempted Refused Partially attempted Completed Loved it! Didn't enjoy it Too hard Too easy I (parent) didn't understand</p>

		<p>If able, student then fills in the sentence 'I like/ don't like the song because it makes me feel _____',</p> <p>Repeat with songs from other countries.</p>		
1:30-2:30	Number Songs	<p>Sing and act a range of Number Songs.            Counting to 10 with Jack Hartmann  <a href="https://www.youtube.com/watch?v=uGL7xYEVeaY">https://www.youtube.com/watch?v=uGL7xYEVeaY</a>            Sing your favourite number songs.            1 Potato, 2 Potato            12345 Once I caught a fish alive            10 in the bed and the little one said            5 Little Speckled Frogs etc</p> 	Photo or of the activity .	<p>Not attempted            Refused            Partially attempted            Completed            Loved it!            Didn't enjoy it            Too hard            Too easy            I (parent) didn't understand</p>
2:30 – 3.00	Story time / Literacy	<p>Live Stream story with your teacher.</p> <p>Blanket, cushion,</p>	None.	<p>Not attempted            Refused            Partially attempted            Completed            Loved it!            Didn't enjoy it            Too hard            Too easy            I (parent) didn't understand</p>

Lessons highlighted will also be available as a live stream from the teacher.

		FRIDAY 5 <sup>th</sup> March		
Time	Topic	Details (where / provided / materials you will need / web links)	Complete, hand-in, photograph or upload	Success (circle or highlight all that apply)
9:00-9:25	Physical Education	<p>Daily Walk outdoors or indoors. If indoors, use a space to exercise in. Try marching, striding, running on the spot, skipping and jumping to your favourite music.</p> <p>Finish with <a href="#">Wake Up! School Assembly Song and Dance from Songs For EVERY Assembly by Out of the Ark Music - YouTube</a></p>	Picture or feedback of the Daily Walk / Indoor Exercise	<p>Not attempted Refused Partially attempted Completed Loved it! Didn't enjoy it Too hard Too easy I (parent) didn't understand your instructions</p>
9:30 – 10:00	Literacy: Makaton/ reading	<p><a href="#">Singing Hands: #MakatonMonday 2016 #21 - QUESTION words - WHO / WHAT / WHEN / WHERE / WHY - YouTube</a></p> <p>Questions- practice the signs.</p> <p>Read a story of your choosing. Parents stop and ask questions using the signs. Can your student recognise the sign to help answer?</p>	Comment from parent to say how much help was given	<p>Not attempted Refused Partially attempted Completed Loved it! Didn't enjoy it Too hard Too easy I (parent) didn't understand</p>
10:30-11.00	Science- Bubble experiment	Follow the instructions. What happens?	Picture of activity	<p>Not attempted Refused Partially attempted Completed Loved it! Didn't enjoy it Too hard Too easy I (parent) didn't understand</p>

11:00-11:30	Science- continued		Pictures of the activity.	Not attempted Refused Partially attempted Completed Loved it! Didn't enjoy it Too hard Too easy I (parent) didn't understand
11.30-12.00	Music Appreciation	<p>Theme- Your choice!</p> <p>Play a song chosen by your student. Halfway through stop and student says if they want 'more' or 'stop' the song.</p> <p>Once finished, student identifies how the song made them feel and why using the key words provided.</p> <p>If able, student then fills in the sentence 'I like/ don't like the song because it makes me feel _____'</p> <p>Repeat with songs chosen by other members of the family.</p>	Pictures of the activity	Not attempted Refused Partially attempted Completed Loved it! Didn't enjoy it Too hard Too easy I (parent) didn't understand
1:30-2:30	My World- Photography	<p>Go for a walk- Can you take a photograph of 5 things in nature. For example,</p> <p>A tree A bush A flower A cloud A stream or pond</p> <p>Use a camera or phone to take the photos!</p>	Photo or Picture of the activity.	Not attempted Refused Partially attempted Completed Loved it! Didn't enjoy it Too hard Too easy I (parent) didn't understand

2:30 – 3.00	Story time / Literacy	Live Stream story with your teacher.  Blanket, cushion,	None.	Not attempted Refused Partially attempted Completed Loved it! Didn't enjoy it Too hard Too easy I (parent) didn't understand
-------------	-----------------------	---	-------	--

Learning Programme Spring 2 ½ Term

**Please upload photographs and progress to Earwig.**

**A Parent's Guide to Earwig can be found on**

<https://thebridgeschool.org.uk/files/2021-01/how-to-add-a-parent-record-to-earwig.mp4?83a61a8c1a>

Key subjects on the Curriculum this ½ term for wider exploration:

Maths- Time

Communication- phonics, reading for enjoyment

Science – Following instructions

My World – My family

PHSE- hygiene, routines and taking care of yourself

Hobbies and Interests