



Learning Programme 1 to 5 March.

Lessons highlighted will also be available as a live stream from the teacher.


<b>MONDAY 1 MARCH</b>				
<b>Time</b>	<b>Topic</b>	<b>Details (where / provided / materials you will need / web links</b>	<b>Complete, hand-in, photograph or upload</b>	<b>Success (circle or highlight all that apply)</b>
9:00-9:25	Physical Education	<p>Daily Walk outdoors or indoors. If outdoors, what signs of Spring can you see? Are there spring flowers growing or buds on the branches?</p>  <p>If indoors, use a space to exercise in. Try marching, striding, running on the spot, skipping and jumping to your favourite music.</p>	Picture or feedback of the Daily Walk / Indoor Exercise	Not attempted Refused Partially attempted Completed Loved it! Didn't enjoy it Too hard Too easy I (parent) didn't understand your instructions
9:30 – 10:00	Art: 3D form	<p><b>Rousseau 3D Form Equatorial Landscape</b>                      Work sheet                      Paper                      Card                      Newspaper                      Glue                      Scissors                      Cut up collage items , newspaper and pieces of card and stick on top of the collage. Can you match the same colour and size?</p>	Photo of the completed worksheet with a comment from parent to say how much help was given	Not attempted Refused Partially attempted Completed Loved it! Didn't enjoy it Too hard Too easy I (parent) didn't understand


10:30-11:00	Numeracy	<p>Worksheet of Numeral 2. Pencils, crayons, pens.</p> <p><b><u>Main Activities Focus on Counting in 2s.</u></b> Count to 10 in 2s 2-4-6-8-10 Hold up fingers. Point to each finger as you count aloud 2-4-6-8-10 Draw around your 2 handprints. Colour in fingers 2-4-6-8-10</p> <p><b>Can you find a partner to make a pair? Two items the same are called a pair. A pair of gloves, socks, shoes etc</b></p> <p>Draw the numeral 2. Say 2, write 2. Count in 2s 2-4-6-8-10 Do rainbow writing over the Numeral 2 with different colours.</p>	Picture /Photo of the completed activity.	<p>Not attempted Refused Partially attempted Completed Loved it! Didn't enjoy it Too hard Too easy I (parent) didn't understand</p>
11:00-11:30	<i>Music</i>	<p>Stamp and Clap Tune: London Bridge Stamp your feet and clap your hands Stamp your feet, clap your hands Stamp your feet and clap your hands We'll stamp and clap Other suggestions Click your fingers, touch your head, tap your knees, rub your hands etc</p> <p>Listen to [Official Video] <b>Winter Wonderland/Don't Worry Be Happy - Pentatonix</b> (ft Tori Kelly) <a href="https://www.youtube.com/watch?v=L1nQpoAVTSg">https://www.youtube.com/watch?v=L1nQpoAVTSg</a> Listen first time, encourage your child to add body percussion to the music/beat. Then give them a tub, tinned can, Tupperware box and a metal spoon, plastic spoon. Can they join in using the drums? Have fun playing the drums.</p> <p>Tub, tinned can. Wooden spoon, metal spoon.</p>	Pictures of the activity.	<p>Not attempted Refused Partially attempted Completed Loved it! Didn't enjoy it Too hard Too easy I (parent) didn't understand</p>
11.30-12.00	Science	<p>Interactively watch Something special Wildlife park. Pausing to take part in signs and songs. What creatures did you see?</p>	Pictures of the activity	<p>Not attempted Refused Partially attempted Completed</p>


		<p>Draw a picture of your favourite animal. Make Wild animals out of playdough.</p> <p><a href="https://www.dailymotion.com/video/x5jj28p">https://www.dailymotion.com/video/x5jj28p</a> Paper Pens Animal sheet Playdough</p>		<p>Loved it! Didn't enjoy it Too hard Too easy I (parent) didn't understand</p>
1:30-2:30	My World	<p>Interactively watch Something Special Forest Art. Pausing to take part in signs and songs already. <a href="https://www.youtube.com/watch?v=0imQleGEk_c9">https://www.youtube.com/watch?v=0imQleGEk_c9</a></p> <p>Go on a mindfulness walk. <b>Cosmic kids woodland mindfulness walk.</b> <a href="https://www.youtube.com/watch?v=0P3Deuv8tbc">https://www.youtube.com/watch?v=0P3Deuv8tbc</a>. Watch together and Practise a quick mindful walk around your indoors /outside area. Support your child to stop on cue and listen and look carefully. Go on a woodland walk, if you can.</p> <p>Collect natural objects on the mindful walk then use the objects to do natural object weaving in sisal rope or on a mobile to decorate your outside area.</p>  <p>Natural objects</p>	Photo or Picture of the activity.	<p>Not attempted Refused Partially attempted Completed Loved it! Didn't enjoy it Too hard Too easy I (parent) didn't understand</p>

		String/rope		
2:30 – 3.00	Story time / Literacy	Enjoy your favourite story at home. Book Blanket, cushion,	None.	Not attempted Refused Partially attempted Completed Loved it! Didn't enjoy it Too hard Too easy I (parent) didn't understand



Lessons highlighted will also be available as a live stream from the teacher.

<b>TUESDAY 2 MARCH</b>				
<b>Time</b>	<b>Topic</b>	<b>Details (where / provided / materials you will need / web links</b>	<b>Complete, hand-in, photograph or upload</b>	<b>Success (circle or highlight all that apply)</b>
9:00-9:25	Physical Education	Daily Walk outdoors or indoors. If you walk outside, What signs of Spring can  you see? If indoors, use a space to exercise in. Try marching, striding, running on the spot, skipping and jumping to your favourite music.	Picture or feedback of the Daily Walk / Indoor Exercise	Not attempted Refused Partially attempted Completed Loved it! Didn't enjoy it Too hard Too easy I (parent) didn't understand your instructions
9:30 – 10:00	Literacy Writing	Choose a different zoo animal. Have you seen one on the television or at the zoo before? Can you write the animal name?	Photo of the completed worksheet with a comment from parent to say how much help was given	Not attempted Refused Partially attempted Completed Loved it! Didn't enjoy it Too hard Too easy I (parent) didn't understand

10:10-10:30	Numeracy – Patterns	<p>Worksheet of Lego patterns and Multi link patterns. Scissors Glue Paper Lego</p> <p>Cut out the Multi link coloured pieces on one worksheet and then place in the correct ordered pattern. Is it the same or different? Use lego to copy the pattern. Is it the same or different? What repeating patterns can you make at home? Fork, spoon, fork, spoon, fork, spoon...</p> 	Picture of completed work	<p>Not attempted Refused Partially attempted Completed Loved it! Didn't enjoy it Too hard Too easy I (parent) didn't understand</p>
11:00-11:30	PSHE: Turn taking	<p>Taking turns to play shape lotto game Take turns to select shape or colour and shape of card to complete their board.</p> <p>Shape lotto game templates</p>	Pictures of the activity.	<p>Not attempted Refused Partially attempted Completed Loved it! Didn't enjoy it Too hard Too easy I (parent) didn't understand</p>
11.30-12.00	PSHE: Turn taking	<p>Watch "We're going to the zoo. Makaton. Singing Hands." <a href="#">We're Going to the Zoo with Makaton - Singing Hands - Bing video</a> Take turns to play a Zoo animal matching game. Can you sign the animal names?</p>	Pictures of the activity	<p>Not attempted Refused Partially attempted Completed Loved it! Didn't enjoy it Too hard Too easy I (parent) didn't understand</p>


		 <p>Zoo animal game template</p>		
1:30-2:30	Handwriting	<p>Animal Pattern Pencil Control Sheets.          Week 2: Chameleon.          Can you trace the pattern?          Handwriting worksheet          Pencil          Practise writing the patterns.</p>	Photo or Picture of the activity.	<p>Not attempted          Refused          Partially attempted          Completed          Loved it!          Didn't enjoy it          Too hard          Too easy          I (parent) didn't understand</p>
2:30 – 3.00	Story time / Literacy	<p>Live Stream story with your teacher.</p> <p>Blanket, cushion,</p>	None.	<p>Not attempted          Refused          Partially attempted          Completed          Loved it!          Didn't enjoy it          Too hard          Too easy          I (parent) didn't understand</p>

Lessons highlighted will also be available as a live stream from the teacher.


WEDNESDAY 3 MARCH				
Time	Topic	Details (where / provided / materials you will need / web links)	Complete, hand-in, photograph or upload	Success (circle or highlight all that apply)
9:00-9:25	Physical Education	<p>Daily Walk outdoors or indoors. If outdoors, what signs of Spring can you see? Are there spring flowers growing or buds on the branches?</p>  <p>If indoors, use a space to exercise in. Try marching, striding, running on the spot, skipping and jumping to your favourite music.</p>	Picture or feedback of the Daily Walk / Indoor Exercise	<p>Not attempted  Refused  Partially attempted  Completed  Loved it!  Didn't enjoy it  Too hard  Too easy  I (parent) didn't understand your instructions</p>
9:30 – 10:00	Literacy Reading	<p><u><i>Oxford Reading Tree Reading Book</i></u>  <a href="https://home.oxfordowl.co.uk/reading/free-ebooks">https://home.oxfordowl.co.uk/reading/free-ebooks</a>  Share a book from Oxford Owl e-books for free. You might like to share <b>Big Feet</b>.</p> 	Comment from parent to say how much help was given	<p>Not attempted  Refused  Partially attempted  Completed  Loved it!  Didn't enjoy it  Too hard  Too easy  I (parent) didn't understand</p>
10:30-11.00	Numeracy –	<p>Worksheet of Number 2  Paper  Scissors  Glue  <b>Main Activities Focus on Counting in 2s.</b></p>	Picture of completed work	<p>Not attempted  Refused  Partially attempted  Completed  Loved it!  Didn't enjoy it</p>



		<p>Count to 10 in 2s 2-4-6-8-10</p> <p>Hold up fingers. Point to each finger as you count aloud 2-4-6-8-10 Draw around your 2 footprints. Colour in the toes 2-4-6-8-10.</p> <p>Trace the number 2. Cut and stick 2 pieces of paper on the 2 template to create a number collage.</p>		<p>Too hard Too easy I (parent) didn't understand</p>
11:00-11:30	Art: 3D form	<p>Henri Rousseau Equatorial collage worksheet Selection of papers, card, newspaper, paper. Glue Scissors Add different collage items to your collage.</p>	Pictures of the activity.	<p>Not attempted Refused Partially attempted Completed Loved it! Didn't enjoy it Too hard Too easy I (parent) didn't understand</p>
11.30-12.00	Art: 3D form	<p>Free Collage and Modelling session <b>3D animal junk modelling</b> Watch 'junk modelling'. <a href="https://www.youtube.com/watch?v=6NRBJR7-aGQ">https://www.youtube.com/watch?v=6NRBJR7-aGQ</a> – watch parts of this video (can flick through to favourite parts). We are going to try something similar Point out what has been used for different parts of the animals and briefly discuss why they were used. Create an animal using everyday materials. Cut and stick independently to create your own creative collage/model.</p> <p>Selection of papers, card, newspaper, paper. Plastic bottles, tubs, tubes, boxes... Glue Scissors</p>	Pictures of the activity	<p>Not attempted Refused Partially attempted Completed Loved it! Didn't enjoy it Too hard Too easy I (parent) didn't understand</p>




				
1:30-2:30	Science	<p>Watch <b>National Geographic African animals Alphabet song</b> <a href="https://www.youtube.com/watch?v=epE_F7O8z4c">https://www.youtube.com/watch?v=epE_F7O8z4c</a></p> <p>Sorting and counting African animals into sets. Can you sort them by their habitats? Do they live in the grass/ watering hole/lake/boulders/trees?</p> <p>African animal pictures</p>	Photo or Picture of the activity.	<p>Not attempted Refused Partially attempted Completed Loved it! Didn't enjoy it Too hard Too easy I (parent) didn't understand</p>
2:30 – 3.00	Story time / Literacy	<p>Live Stream story with your teacher.</p> <p>Blanket, cushion,</p>	None.	<p>Not attempted Refused Partially attempted Completed Loved it! Didn't enjoy it Too hard Too easy I (parent) didn't understand</p>


Lessons highlighted will also be available as a live stream from the teacher.


THURSDAY 4 MARCH				
Time	Topic	Details (where / provided / materials you will need / web links	Complete, hand-in, photograph or upload	Success (circle or highlight all that apply)
9:00-9:25	Physical Education	<p>Daily Walk outdoors or indoors. If outdoors, what signs of Spring can you see? Are there spring flowers growing or buds on the branches?</p>  <p>If indoors, use a space to exercise in. Try marching, striding, running on the spot, skipping and jumping to your favourite music.</p>	Picture or feedback of the Daily Walk / Indoor Exercise	<p>Not attempted  Refused  Partially attempted  Completed  Loved it!  Didn't enjoy it  Too hard  Too easy  I (parent) didn't understand your instructions</p>
9:30 – 10:00	Literacy: Functional Reading	Cut and stick the symbols and pictures to match.	Comment from parent to say how much help was given	<p>Not attempted  Refused  Partially attempted  Completed  Loved it!  Didn't enjoy it  Too hard  Too easy  I (parent) didn't understand</p>
10:30-11.00	Art; 3D form	<p>Henri Rousseau Art Work</p> <p>Stick different 3D materials on top of the Rousseau art work to create a collage.</p> <p>Selection of collage items, dried pasta, rice, cereals,  Glue  Scissors</p>	Picture of activity	<p>Not attempted  Refused  Partially attempted  Completed  Loved it!  Didn't enjoy it  Too hard  Too easy  I (parent) didn't understand</p>
11:00-11:30	PE Pushing and Receiving	4 tins set up as 2 opposite goal posts Small Ball.	Pictures of the activity.	<p>Not attempted  Refused</p>


		<p>Pushing and Receiving Games: Turn Taking. Place two tins as goal posts. Push a Small ball to the target, can the adult receive the ball and push it back. Can you receive the ball and push it back to the adult? Take a step backwards and repeat the activity.</p>  <p>4 tins Small Ball</p>		<p>Partially attempted Completed Loved it! Didn't enjoy it Too hard Too easy I (parent) didn't understand</p>
11.30-12.00	Art: Collage	<p><b>3D safari animal models.</b> With support, cut out the templates of this week's origami animal- a rhino. Fold and assemble with adult support.</p>  <p>Animal origami template</p>	Pictures of the activity	<p>Not attempted Refused Partially attempted Completed Loved it! Didn't enjoy it Too hard Too easy I (parent) didn't understand</p>
1:30-2:30	Number Songs	<p>Sing and act a range of Number Songs. Counting to 10 with Jack Hartmann <a href="https://www.youtube.com/watch?v=uGL7xYEVeaY">https://www.youtube.com/watch?v=uGL7xYEVeaY</a> Sing your favourite number songs. 1 Potato, 2 Potato 12345 Once I caught a fish alive 10 in the bed and the little one said 5 little ducks went swimming one day etc</p>	Photo or of the activity .	<p>Not attempted Refused Partially attempted Completed Loved it! Didn't enjoy it Too hard Too easy I (parent) didn't understand</p>

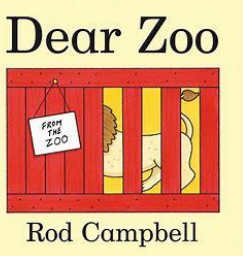
				
2:30 – 3.00	Story time / Literacy	Live Stream story with your teacher.  Blanket, cushion,	None.	Not attempted Refused Partially attempted Completed Loved it! Didn't enjoy it Too hard Too easy I (parent) didn't understand

Lessons highlighted will also be available as a live stream from the teacher.

FRIDAY 5 MARCH.				
Time	Topic	Details (where / provided / materials you will need / web links)	Complete, hand-in, photograph or upload	Success (circle or highlight all that apply)
9:00-9:25	Physical Education	Daily Walk outdoors or indoors. If outdoors, what signs of Spring can you see? Are there spring flowers growing or buds on the  branches? If indoors, use a space to exercise in. Try marching, striding, running on the spot, skipping and jumping to your favourite music.	Picture or feedback of the Daily Walk / Indoor Exercise	Not attempted Refused Partially attempted Completed Loved it! Didn't enjoy it Too hard Too easy I (parent) didn't understand your instructions

9:30 – 10:00	Literacy: Handwriting	T and P focus. Copy and Trace over the letters. How do you hold your pencil?	Comment from parent to say how much help was given	Not attempted Refused Partially attempted Completed Loved it! Didn't enjoy it Too hard Too easy I (parent) didn't understand
10:30- 11.00	Literacy: Phonics	T and P focus.  What objects can you find around the house that begin with t or p? Television, telephone, table ... Draw a picture of the objects that you found starting with the focus letter.	Picture of activity	Not attempted Refused Partially attempted Completed Loved it! Didn't enjoy it Too hard Too easy I (parent) didn't understand
11:00- 11:30	PE Fine Motor Skills	Main Cutting Scissor Skills activities. Fine Motor Jungle Animal Cutting Activity. Cut around the animal and stick onto a Rousseau jungle background. Tear paper , cut to create jungle grass on the background.  Rousseau jungle picture. Animals worksheet Paper to tear to create grass Scissors    Glue	Pictures of the activity.	Not attempted Refused Partially attempted Completed Loved it! Didn't enjoy it Too hard Too easy I (parent) didn't understand

<p>11.30-12.00</p>	<p>PE Fine Motor Skills</p>	<p>Free Choice of Fine Motor Skills Activities.          Playdough          Squeezing pegs onto a tub          Threading activities          Sorting activities eg matching pairs of socks.          Manipulation games such as Connect4.</p> 	<p>Pictures of the activity</p>	<p>Not attempted          Refused          Partially attempted          Completed          Loved it!          Didn't enjoy it          Too hard          Too easy          I (parent) didn't understand</p>
<p>1:30-2:30</p>	<p>Drama</p>	<p><b><u>Introduction Dear Zoo story read by Rod Cambell.</u></b></p>	<p>Photo or Picture of the activity.</p>	<p>Not attempted          Refused          Partially attempted          Completed          Loved it!</p>

		<p><a href="#">Dear Zoo (Big Little Book Corner) - Bing video</a></p> <p>Share the story Dear Zoo.          Let's imagine to be an elephant.. really BIG.          What size are you?          How do you walk?          How do you show that you are big?</p> <p>Introduce a new Zoo Animal.          Repeat activity, this time adding the story.          Let's imagine to be a giraffe.... really TALL.          What size are you?          How do you walk?          How do you show that you are tall?          Have fun acting our these animals from the story Dear Zoo.</p>  <p>Dear Zoo          Rod Campbell</p>		<p>Didn't enjoy it          Too hard          Too easy          I (parent) didn't understand</p>
2:30 – 3.00	Story time / Literacy	<p>Live Stream story with your teacher.</p> <p>Blanket, cushion,</p>	None.	<p>Not attempted          Refused          Partially attempted          Completed          Loved it!          Didn't enjoy it          Too hard          Too easy          I (parent) didn't understand</p>

**Please upload photographs and progress to Earwig.**

**A Parent's Guide to Earwig can be found on**

<https://thebridgeschool.org.uk/files/2021-01/how-to-add-a-parent-record-to-earwig.mp4?83a61a8c1a>

<b>Other activities that may be of interest:</b>

<p>Key subjects on the Curriculum this ½ term for wider exploration:</p> <p>Numbers 1-5, Same/Different, 2D , Patterns Communication Dear Zoo, Oi Get Off My Train, Creation Stories, Phonics, reading, writing. Science – On Safari, Animals and Habitats My World – Forest Explorers Art- 3D Form by Henri Rousseau, Music, Drama. P.E. Pushing and Receiving, Kurling, Floor Lacrosse Hobbies and Interests</p>
--