



### Robin Learning Programme 22nd February- 26<sup>th</sup> February


Lessons highlighted will also be available as a live stream from the teacher.

<b>MONDAY 22nd February</b>				
<b>Time</b>	<b>Topic</b>	<b>Details (where / provided / materials you will need / web links</b>	<b>Complete, hand-in, photograph or upload</b>	<b>Success (circle or highlight all that apply)</b>
9:30 – 10:00	Story time / Literacy	<p>Live Stream story with your teacher.</p> <p>Blanket, cushion, place to sit comfortably and listen.</p>	<p>None.</p> <p>Photos on Earwig if you would like.</p>	<p>Not attempted</p> <p>Refused</p> <p>Partially attempted</p> <p>Completed</p> <p>Loved it!</p> <p>Didn't enjoy it</p> <p>Too hard</p> <p>Too easy</p> <p>I (parent) didn't understand</p>
10:10-10:30	Numeracy	<p>Try this Oak Academy online lesson: You will need: Items to count (ANYTHING) A number line ( One in a previous pack) A sensory or messy play item.</p> <p><a href="https://www.thenational.academy">Counting individual objects (thenational.academy)</a></p>	<p>Take a picture and or video while working and post it on earwig.</p>	<p>Not attempted</p> <p>Refused</p> <p>Partially attempted</p> <p>Completed</p> <p>Loved it!</p> <p>Didn't enjoy it</p> <p>Too hard</p> <p>Too easy</p> <p>I (parent) didn't understand</p>
11:00-11:15	<p>Project: Ronald the Rhino.</p> 	<p>Read the Story Ronald the Rhino,</p> <p>Can you sequence the story using the cards in your packs?</p> <p>What Animals can you see in the book, use your talk pad to name the</p>	<p>Take a picture of your work and comment on how much help was given.</p>	<p>Not attempted</p> <p>Refused</p> <p>Partially attempted</p> <p>Completed</p> <p>Loved it!</p> <p>Didn't enjoy it</p> <p>Too hard</p> <p>Too easy</p> <p>I (parent) didn't understand</p>

		<p>animals and try and use your voice to have a go too.</p> <p>Use the stick puppet cut outs and the lolly sticks to make puppets can you help your child tell the story with the puppets.</p>		
11:15-12:30	Project As Above.	As Above	As Above	<p>Not attempted Refused Partially attempted Completed Loved it! Didn't enjoy it Too hard Too easy I (parent) didn't understand</p>
1:30-2:30	Motor Skills/ Pencil control.  Reading.	<p>Complete pages 1 and 2 of pencil control booklet.</p> <p>Complete page one of the CVC workbook.</p>	Photo of the work sheet and note of how much support was given.	<p>Not attempted Refused Partially attempted Completed Loved it! Didn't enjoy it Too hard Too easy I (parent) didn't understand</p>
2:30 - 3	PE Time with Carla: Yoga and or Physical activity:	<p>Yoga mat (if available) if not a carpet on the floor is fine.</p> <p>Plenty of space around them to move around.</p>	<p>None.</p> <p>Photo on Earwig if you wish.</p>	<p>Not attempted Refused Partially attempted Completed Loved it! Didn't enjoy it Too hard Too easy I (parent) didn't understand</p>

Tuesday 23rd February				
Time	Topic	Details (where / provided / materials you will need / web links)	Complete, hand-in, photograph or upload	Success (circle or highlight all that apply)
9:30 – 10:00	Story time / Literacy	<p>Live Stream story with your teacher.</p> <p>Blanket, cushion, place to sit comfortably and listen.</p>	<p>None.</p> <p>Photos on Earwig if you would like.</p>	<p>Not attempted</p> <p>Refused</p> <p>Partially attempted</p> <p>Completed</p> <p>Loved it!</p> <p>Didn't enjoy it</p> <p>Too hard</p> <p>Too easy</p> <p>I (parent) didn't understand</p>
10:10-10:30	Numeracy	<p><a href="https://www.thenational.academy">One more/One Less (thenational.academy)</a></p> <p>You will need:</p> <ul style="list-style-type: none"> <li>• Items to count.</li> <li>• A number line ( From your packs)</li> <li>• Building bricks.</li> </ul>	<p>Picture of the work and how much help was given.</p>	<p>Not attempted</p> <p>Refused</p> <p>Partially attempted</p> <p>Completed</p> <p>Loved it!</p> <p>Didn't enjoy it</p> <p>Too hard</p> <p>Too easy</p> <p>I (parent) didn't understand</p>
11:00-11:15	<i>Project: Ronald the Rhino.</i>	<p>Read the Story Ronald the Rhino.</p> <p>Rhino's live in Africa Look at the animals picture I have given you, They are all African animals how many do you recognise?</p>	<p>Pictures of the work created and a comment on how they worked to complete the project.</p>	<p>Not attempted</p> <p>Refused</p> <p>Partially attempted</p> <p>Completed</p> <p>Loved it!</p> <p>Didn't enjoy it</p> <p>Too hard</p> <p>Too easy</p> <p>I (parent) didn't understand</p>

11:15-12:30	Project : 	Can you create a lion using the template provided? You could use leave or tissue paper or anything you have at home to make his main and colour in his face.		Not attempted Refused Partially attempted Completed Loved it! Didn't enjoy it Too hard Too easy I (parent) didn't understand
1:30-2:30	Motor Skills/ Pencil control.  Reading.	Complete pages 3 and 4 of pencil control booklet.  Complete page one of the CVC workbook.	Photo of the work sheet and note of how much support was given.	Not attempted Refused Partially attempted Completed Loved it! Didn't enjoy it Too hard Too easy I (parent) didn't understand
2:30 - 3	PE Time with Carla: Yoga and or Physical activity:	Yoga mat (if available) if not a carpet on the floor is fine.  Plenty of space around them to move around.	None.  Photo on Earwig if you wish.	Not attempted Refused Partially attempted Completed Loved it! Didn't enjoy it Too hard Too easy I (parent) didn't understand

Wednesday 24th Feb				
Time	Topic	Details (where / provided / materials you will need / web links)	Complete, hand-in, photograph or upload	Success (circle or highlight all that apply)
9:30 – 10:00	Story time / Literacy	<p>Live Stream story with your teacher.</p> <p>Blanket, cushion, place to sit comfortably and listen.</p>	<p>None.</p> <p>Photos on Earwig if you would like.</p>	<p>Not attempted</p> <p>Refused</p> <p>Partially attempted</p> <p>Completed</p> <p>Loved it!</p> <p>Didn't enjoy it</p> <p>Too hard</p> <p>Too easy</p> <p>I (parent) didn't understand</p>
10:10-10:30	Numeracy	<p><a href="https://www.thenational.academy">Comparing objects by size (thenational.academy)</a></p> <p>You will need:</p> <ul style="list-style-type: none"> <li>• Items of different sizes from around the house.</li> <li>• Building blocks.</li> </ul>	<p>Photo of the work and comment on how much help was given. Also comment on whether physical or just verbal support was given.</p>	<p>Not attempted</p> <p>Refused</p> <p>Partially attempted</p> <p>Completed</p> <p>Loved it!</p> <p>Didn't enjoy it</p> <p>Too hard</p> <p>Too easy</p> <p>I (parent) didn't understand</p>
11:00-11:15	Project: <i>Ronald the Rhino.</i>	<p>Read the Story Ronald the Rhino.</p>  <p>Using a paper plate can you use craft items you may have at home to</p>	<p>Picture of completed work.</p>	<p>Not attempted</p> <p>Refused</p> <p>Partially attempted</p> <p>Completed</p> <p>Loved it!</p> <p>Didn't enjoy it</p> <p>Too hard</p> <p>Too easy</p> <p>I (parent) didn't understand</p>

		make an African animal mask? Use the examples above to help you.		
11:15-12:30	Project As above	As Above	As above	Not attempted Refused Partially attempted Completed Loved it! Didn't enjoy it Too hard Too easy I (parent) didn't understand
1:30-2:30	Motor Skills/ Pencil control. Reading.	Complete pages 5 and 6 of pencil control booklet.  Complete page one of the CVC workbook.	Photo of the work sheet and note of how much support was given.	Not attempted Refused Partially attempted Completed Loved it! Didn't enjoy it Too hard Too easy I (parent) didn't understand
2:30 - 3	PE Time with Carla: Yoga and or Physical activity:	Yoga mat (if available) if not a carpet on the floor is fine.  Plenty of space around them to move around.	None.  Photo on Earwig if you wish.	Not attempted Refused Partially attempted Completed Loved it! Didn't enjoy it Too hard Too easy I (parent) didn't understand

		Thursday 25th Feb		
Time	Topic	Details (where / provided / materials you will need / web links)	Complete, hand-in, photograph or upload	Success (circle or highlight all that apply)
9:30 – 10:00	Story time / Literacy	<p>Live Stream story with your teacher.</p> <p>Blanket, cushion, place to sit comfortably and listen.</p>	<p>None.</p> <p>Photos on Earwig if you would like.</p>	<p>Not attempted</p> <p>Refused</p> <p>Partially attempted</p> <p>Completed</p> <p>Loved it!</p> <p>Didn't enjoy it</p> <p>Too hard</p> <p>Too easy</p> <p>I (parent) didn't understand</p>
10:10-10:30	Numeracy	<p><a href="https://www.thenational.academy">Sorting objects by shape and size (thenational.academy)</a></p> <p>You will need:</p> <ul style="list-style-type: none"> <li>• Items of different sizes.</li> <li>• Some food items</li> <li>• A shelf or table.</li> </ul>	<p>Mathletics will do this for you.</p>	<p>Not attempted</p> <p>Refused</p> <p>Partially attempted</p> <p>Completed</p> <p>Loved it!</p> <p>Didn't enjoy it</p> <p>Too hard</p> <p>Too easy</p> <p>I (parent) didn't understand</p>
11:00-11:15	Project:	<p>Read the Story Ronald the Rhino.</p> <p>What makes you special?</p> <p>In your packs is a picture of you and some symbols, ask your adult to choose some symbols about what makes you special? What do you think makes you special? Can you create a poster all about things that make you you.</p>	<p>Pictures of the work created.</p>	<p>Not attempted</p> <p>Refused</p> <p>Partially attempted</p> <p>Completed</p> <p>Loved it!</p> <p>Didn't enjoy it</p> <p>Too hard</p> <p>Too easy</p> <p>I (parent) didn't understand</p>
11:15-12:30	Project As Above	As Above	As above	<p>Not attempted</p> <p>Refused</p> <p>Partially attempted</p> <p>Completed</p>

				Loved it! Didn't enjoy it Too hard Too easy I (parent) didn't understand
1:30-2:30	Motor Skills/ Pencil control.  Reading.	Complete pages 7 and 8 of pencil control booklet.  Complete page one of the CVC workbook.	Photo of the work sheet and note of how much support was given.	Not attempted Refused Partially attempted Completed Loved it! Didn't enjoy it Too hard Too easy I (parent) didn't understand
2:30 - 3	PE Time with Carla: Yoga and or Physical activity:	Yoga mat (if available) if not a carpet on the floor is fine.  Plenty of space around them to move around.	None.  Photo on Earwig if you wish.	Not attempted Refused Partially attempted Completed Loved it! Didn't enjoy it Too hard Too easy I (parent) didn't understand



Friday 26 <sup>th</sup> Feb				
Time	Topic	Details (where / provided / materials you will need / web links)	Complete, hand-in, photograph or upload	Success (circle or highlight all that apply)
9:30 – 10:00	Story time / Literacy	Live Stream story with your teacher.  Blanket, cushion, place to sit comfortably and listen.	None.  Photos on Earwig if you would like.	Not attempted Refused Partially attempted Completed Loved it! Didn't enjoy it Too hard Too easy I (parent) didn't understand
10:10-10:30	Numeracy	<a href="https://www.thenational.academy">Identifying simple 2D shapes from a pattern (thenational.academy)</a>  You will need: <ul style="list-style-type: none"> <li>• Some shapes ( Printed in packs)</li> <li>• Paper and pen</li> <li>• A bag.</li> </ul>	Mathletics will do this for you.	Not attempted Refused Partially attempted Completed Loved it! Didn't enjoy it Too hard Too easy I (parent) didn't understand
11:00-11:15	<i>Project: Story and Craft.</i>	Read the Story Ronald the Rhino.  Can you use the picture boards to match the pictures and words together from the story?	Pictures of the work created.	Not attempted Refused Partially attempted Completed Loved it! Didn't enjoy it Too hard Too easy I (parent) didn't understand
11:15-12:30	Project	Lion Biscuits:		Not attempted Refused



Create some shortbread biscuits:

- 125g/4oz [butter](#)
- 55g/2oz [caster sugar](#), plus extra to finish
- 180g/6oz [plain flour](#)
- Method:
- Preheat the oven to 190C/375F/Gas 5.
- Beat the butter and the sugar together until smooth.
- Stir in the flour to get a smooth paste. Turn on to a work surface and gently roll out until the paste is 1cm/½in thick.
- Cut into rounds or fingers and place onto a baking tray. Sprinkle with caster sugar and chill in the fridge for 20 minutes.
- Bake in the oven for 15-20 minutes, or until pale golden-brown. Set aside to cool on a wire rack.

Can you decorate them like lions with things you may already have at home? If you would like to pick another animal this is ok.

Partially attempted  
Completed  
Loved it!  
Didn't enjoy it  
Too hard  
Too easy  
I (parent) didn't understand

1:30-2:30	Motor Skills/ Pencil control.  Reading.	Complete pages 9 and 10 of pencil control booklet.  Complete page one of the CVC workbook.	Photo of the work sheet and note of how much support was given.  Photos of words read.	Not attempted Refused Partially attempted Completed Loved it! Didn't enjoy it Too hard Too easy I (parent) didn't understand
2:30 - 3	PE Time with Carla: Yoga and or Physical activity:	Yoga mat (if available) if not a carpet on the floor is fine.  Plenty of space around them to move around.	None.  Photo on Earwig if you wish.	Not attempted Refused Partially attempted Completed Loved it! Didn't enjoy it Too hard Too easy I (parent) didn't understand

### Learning Programme Spring 2 ½ Term

Upload progress to Earwig: links: See how to guide@ <https://thebridgeschool.org.uk/files/2021-01/how-to-add-a-parent-record-to-earwig.mp4?83a61a8c1a>

<b>Other activities that may be of interest:</b>
<b>Soundabout TV</b> Watch and join in with this live fun music session especially designed for people with PMLD and SLD <a href="https://www.youtube.com/channel/UCz kf-oB7V5tTguM36Km5WAA">https://www.youtube.com/channel/UCz kf-oB7V5tTguM36Km5WAA</a> <i>Live sessions are on Tuesdays and Saturdays at 2pm</i>
There are a range of online lessons etc for those with SEND needs- there is also some lessons based on independent living which may be useful to build skills. <a href="#">Applying Learning - Communication and Language - Specialist - Oak National Academy (thenational.academy)</a>
<b>Number songs we use a lot in school:</b> <a href="#">Sing these number songs - CBeebies - BBC</a> Singing hands: <a href="#">(5) Singing Hands: The Wheels on the Bus - Makaton Sign Language - YouTube</a> Meditation for kids: <a href="#">(5) Guided Meditation for Children   Your Secret Treehouse   Relaxation for Kids - YouTube</a>
<b>MUSIC THERAPY SESSIONS WITH JESS:</b> <a href="#">(1) Hello from Home - YouTube</a> Sing along with Jess and have fun.

Key subjects on the Curriculum this ½ term for wider exploration:

Hobbies and Interests

Life skills and independence.

Telling the time.

Rocks.

Helping others

Fitness.