




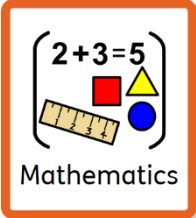





Lion's Learning Programme 22<sup>nd</sup> February to 26<sup>th</sup> February




Most lessons are repeated to reinforce learning and engagement.

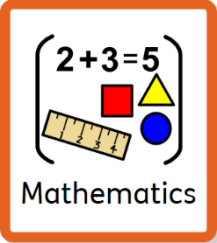

		MONDAY		
Time	Topic	Details (where / provided / materials you will need / web links)	Complete, hand-in, photograph or upload	Success (circle or highlight all that apply)
9.00-9.45	 <p>Walk</p> <p>Physical Movement</p>	<p><a href="#">Sensory circuit (Part 1) (thenational.academy)</a></p> <p>You will need: Chalk, cushion, blanket, bubble wrap, foil, timer, ball.</p> <p>Try to complete as much as you can today but we'll build this routine up over the next few weeks.</p>	Photo or comment on Earwig	<p>Not attempted</p> <p>Refused</p> <p>Partially attempted</p> <p>Completed</p> <p>Loved it!</p> <p>Didn't enjoy it</p> <p>Too hard</p> <p>Too easy</p> <p>I (parent) didn't understand</p>
9.45 – 10.00	 <p>Communication</p>	<p>Makaton</p> <p><a href="#">Makaton Topic - COLOURS - Singing Hands - YouTube</a></p> <p>Let's recap and practice the signs for the colours</p> <p>How many did you know?</p> <p>How many can you remember?</p>	Photo or comment on Earwig	<p>Not attempted</p> <p>Refused</p> <p>Partially attempted</p> <p>Completed</p> <p>Loved it!</p> <p>Didn't enjoy it</p> <p>Too hard</p> <p>Too easy</p> <p>I (parent) didn't understand your instructions</p>





10.00-10.30	 <p>Reading</p>	<p><a href="#">The Pancake</a>  Read the book with an adult – do you recognise any words  What are the ingredients and utensils used – do you have them at home?  What do you think the children are feeling when Dad is flipping the pancake?  What do you think Floppy the Dog is thinking?</p>	Photo or comment on Earwig	Not attempted Refused Partially attempted Completed Loved it! Didn't enjoy it Too hard Too easy I (parent) didn't understand
11-11.30	 <p>Cooking</p>	<p>Can you make a pancake? Recipe in pack    Did you flip it over?    Can you have a Pancake Race with someone in your family? Who won?    Make another pancake – what topping will you put on it?  Did you enjoy it?</p>	Photo or comment on Earwig	Not attempted Refused Partially attempted Completed Loved it! Didn't enjoy it Too hard Too easy I (parent) didn't understand
11.30-12.00	 <p>Movement</p>	<p>Cosmic Yoga – Squish the Fish    After those pancakes it is time to relax  <a href="#">Squish the Fish   A Cosmic Kids Yoga Adventure! - YouTube</a>  Could you do any of the poses? Which one was your favourite? Did you take a photo?</p>	Photo or comment on Earwig	Not attempted Refused Partially attempted Completed Loved it! Didn't enjoy it Too hard Too easy I (parent) didn't understand



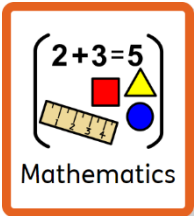
1.00-1.30	 <p>Mathematics</p>	<p>Use your counting skills to play games together.</p> <p>Use the snakes and ladders board in your pack from last week Use any counters you like.</p> <p>You could also play any games from home that include counting, eg Ludo or Connect 4.</p>	Photo or comment on Earwig	<p>Not attempted  Refused  Partially attempted  Completed  Loved it!  Didn't enjoy it  Too hard  Too easy  I (parent) didn't understand</p>
1.30-2.30		Complete a choice of worksheets from your learning pack	Photo or comment on Earwig	<p>Not attempted  Refused  Partially attempted  Completed  Loved it!  Didn't enjoy it  Too hard  Too easy  I (parent) didn't understand</p>

		TUESDAY		
Time	Topic	Details (where / provided / materials you will need / web links	Complete, hand-in, photograph or upload	Success (circle or highlight all that apply)
9.00-9.45	 <p>Walk</p> <p>Physical Movement</p>	<p>1. Wake up your body with our Wake-Up Dance: <a href="https://www.youtube.com/watch?v=lgUbdNbu6ak">https://www.youtube.com/watch?v=lgUbdNbu6ak</a> Use the symbols to build up the moves.</p> <p>2. Put on some music and dance around! Make up your own moves or use Just Dance Kids on YouTube.</p> <p>3. Relax with Rainbow Breathing (<a href="https://www.youtube.com/watch?v=O29e4rRMv4">https://www.youtube.com/watch?v=O29e4rRMv4</a>)</p>		<p>Not attempted</p> <p>Refused</p> <p>Partially attempted</p> <p>Completed</p> <p>Loved it!</p> <p>Didn't enjoy it</p> <p>Too hard</p> <p>Too easy</p> <p>I (parent) didn't understand</p>
9.45-10.00	 <p>Communication</p>	<p>Makaton <a href="#">Makaton Topic - COLOURS - Singing Hands - YouTube</a></p> <p>Let's recap and practice the signs for the colours</p> <p>How many did you know? How many can you remember?</p>	Photo or comment on Earwig	<p>Not attempted</p> <p>Refused</p> <p>Partially attempted</p> <p>Completed</p> <p>Loved it!</p> <p>Didn't enjoy it</p> <p>Too hard</p> <p>Too easy</p> <p>I (parent) didn't understand your instructions</p>
10.00-10.30	 <p>Writing</p>	<p>Writing</p> <p>Complete writing sheets from your activity pack.</p>	Photo or comment on Earwig	<p>Not attempted</p> <p>Refused</p> <p>Partially attempted</p> <p>Completed</p> <p>Loved it!</p> <p>Didn't enjoy it</p> <p>Too hard</p> <p>Too easy</p>

11-11.30		<p>Eggs with Honey – a recipe from Ancient Rome</p> <p>3 tablespoon honey  4 eggs  275ml milk  25g butter  1 tablespoon olive oil  Good pinch of black pepper</p> <p>Instructions  Beat together the eggs, milk, and oil.  Pour a little olive oil into a frying pan and heat.  When this is sizzling, add the omelette mixture.  Whisk with a fork until the mix starts to solidify (this will make for a lighter omelette).  When thoroughly cooked on one side, turn the omelette over and cook on the other side. Fold in half and turn out onto a plate.  Warm the honey and pour over the omelette. Fold this over once more and cut into thick slices.  Sprinkle with black pepper and serve.</p> <p>Did you like the eggs?</p>	Photo or video uploaded to Earwig	<p>I (parent) didn't understand</p> <p>Not attempted  Refused  Partially attempted  Completed  Loved it!  Didn't enjoy it  Too hard  Too easy  I (parent) didn't understand</p>
11.30-12.00		<p>Help and encourage your child to stretch elastic bands or hair bands over a tube or a tin (Pringles tubes work brilliantly).</p> 	Photo or comment on Earwig	<p>Not attempted  Refused  Partially attempted  Completed  Loved it!  Didn't enjoy it  Too hard  Too easy  I (parent) didn't understand</p>



		Complete some pencil control worksheets in your pack		
1.00-2.00	 <p>Mathematics</p>	<p>Ordering numbers worksheet</p> <p>Or log into Mathletics – details in your learning pack</p>	Photo or comment on Earwig	<p>Not attempted</p> <p>Refused</p> <p>Partially attempted</p> <p>Completed</p> <p>Loved it!</p> <p>Didn't enjoy it</p> <p>Too hard</p> <p>Too easy</p> <p>I (parent) didn't understand</p>
2.00-2.30	 <p>Music</p>	<p><b>Soundabout TV</b> Watch and join in with this live fun music session especially designed for people with PMLD and SLD</p> <p><a href="https://www.youtube.com/channel/UCzkf-oB7V5tTguM36Km5WAA">https://www.youtube.com/channel/UCzkf-oB7V5tTguM36Km5WAA</a></p> <p>Live sessions are on Tuesdays and Saturdays at 2pm</p>		





WEDNESDAY				
Time	Topic	Details (where / provided / materials you will need / web links)	Complete, hand-in, photograph or upload	Success (circle or highlight all that apply)
9.00-9.45	 <p>Walk</p>	<p>Go for a short walk or do the wake up shake up:  <a href="#">Wake Up! School Assembly Song and Dance from Songs For EVERY Assembly by Out of the Ark Music - YouTube</a></p>		<p>Not attempted  Refused  Partially attempted  Completed  Loved it!  Didn't enjoy it  Too hard  Too easy  I (parent) didn't understand</p>
9:30 - 10:30	<p><b>Performance by:</b></p> 	<p>Join the performance of The Wizard of Oz by clicking on your parent mail link or the link below.  <a href="#">Click here to join the meeting</a></p> 	<p>Photo of child engaged with the session (or comment from parent).</p>	<p>Not attempted  Refused  Partially attempted  Completed  Loved it!  Didn't enjoy it  Too hard  Too easy  I (parent) didn't understand</p>
10.00-10.30	 <p>My World</p>	<p>Rain Cloud in a Jar activity – instructions in your pack.</p> <p>You will need  A clean jar  Shaving Foam  Food Colouring</p>	<p>Photo or comment on Earwig</p>	<p>Not attempted  Refused  Partially attempted  Completed  Loved it!  Didn't enjoy it  Too hard  Too easy  I (parent) didn't understand</p>

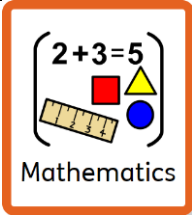
11-11.30		<p><a href="#">Just like a Roman - YouTube</a></p> <p>Listen to the song – can you identify the sign for 'Roman' It represents the helmets Roman soldiers wore</p> <p>Design your own Roman Helmet Mosaic (in pack) You will need: Glue Coloured paper/range of materials</p>	Photo or comment on Earwig	<p>Not attempted Refused Partially attempted Completed Loved it! Didn't enjoy it Too hard Too easy I (parent) didn't understand</p>
11.30-12.00		<p>Select 2 or 3 movement songs from the links below. Move to the music and attempt to copy the actions</p>	Photo or comment on Earwig	<p>Not attempted Refused Partially attempted Completed Loved it! Didn't enjoy it Too hard Too easy I (parent) didn't understand</p>
1-1.30		<p>Shape</p> <p>Design a Roman Shield (template in pack) how many different shapes and colours can you use?</p>	Photo or comment on Earwig	<p>Not attempted Refused Partially attempted Completed Loved it! Didn't enjoy it Too hard Too easy I (parent) didn't understand</p>
1.30-2.30	<i>Project</i>	<p>Garden</p> <p>Can you explore your garden – like Forest School? What can you see/find?</p> <p>Is there a tree to climb? Can you jump from one end to the other?</p>		<p>Not attempted Refused Partially attempted Completed Loved it! Didn't enjoy it Too hard</p>








		<p>Can you see your breath when you breathe out?</p> <p>Plant some bulbs.</p> <p>Go back inside and enjoy some Hot Chocolate (with marshmallows) with an adult</p>		<p>Too easy I (parent) didn't understand</p>
--	--	--	--	--


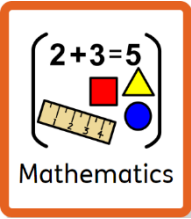
<b>THURSDAY</b>				
<b>Time</b>	<b>Topic</b>	<b>Details (where / provided / materials you will need / web links)</b>	<b>Complete, hand-in, photograph or upload</b>	<b>Success (circle or highlight all that apply)</b>
9.00-9.45	 <p>Walk</p>	<p>Go for a short walk – change direction as many times as you can – can you walk into the wind? Can you walk with the wind behind you?</p>		<p>Not attempted Refused Partially attempted Completed Loved it! Didn't enjoy it Too hard Too easy I (parent) didn't understand</p>
9.45-10.00	 <p>Communication</p>	<p>Intensive Interaction <a href="#">History - Intensive Interaction Institute</a></p> <p>See attached – imitate movements and sounds, encourage eye contact and spontaneous communication</p>	<p>Photo or comment on Earwig</p>	<p>Not attempted Refused Partially attempted Completed Loved it! Didn't enjoy it Too hard Too easy I (parent) didn't understand your instructions</p>

<p>10.00-10.30</p>		<p>CVC initial letter sheets in your learning pack</p> <p>Can you make the sounds? Can you say the word?</p>	<p>Photo or comment on Earwig</p>	<p>Not attempted Refused Partially attempted Completed Loved it! Didn't enjoy it Too hard Too easy I (parent) didn't understand</p>
<p>11-11.30</p>		<p>Hot and Cold Countries – can you sort?</p> <p>Which country would you like to visit?</p> <p>Why?</p>	<p>Photo or comment on Earwig</p>	<p>Not attempted Refused Partially attempted Completed Loved it! Didn't enjoy it Too hard Too easy I (parent) didn't understand</p>
<p>11.30-12.00</p>		<p><b>Have a go at making No Bake Gruffalo Claws</b></p>  <p><b>You will need:</b> 2 cups sugar 1 cup of butter 1/2 cup milk 4 tablespoons of cocoa 1 teaspoon of vanilla extract 3 cups of quick oats 3/4 cups of chocolate chips Peanuts or raisins (as appropriate)</p>	<p>Photo or comment on Earwig</p>	<p>Not attempted Refused Partially attempted Completed Loved it! Didn't enjoy it Too hard Too easy I (parent) didn't understand</p>

		<p><b>How to make:</b></p> <ul style="list-style-type: none"> <li>Place the sugar, butter, milk, and cocoa in a saucepan.</li> <li>Bring the mixture to a boil.</li> <li>Cook for 1 extra minute.</li> <li>Add the vanilla, oats and chocolate chips to the mixture.</li> <li>Mix thoroughly.</li> <li>Scoop up spoonfuls and drop it onto greaseproof paper.</li> <li>Add the peanuts or raisins to make the claws on the top of the cookies before they cool.</li> </ul>		
1-1.30		<p>Log onto Mathletics – your login details are attached in your learning pack.</p> <p>Can you complete some activities?</p> <p>Can you complete the ordering cups challenge in your learning pack. Can you get three cups and demonstrate full/half full/empty?</p>	<p>Photo or comment on Earwig</p>	<p>Not attempted Refused Partially attempted Completed Loved it! Didn't enjoy it Too hard Too easy I (parent) didn't understand</p>
1.30-2.30	<p><i>Project pack</i></p>	<p>Complete some selected sheets from your activity pack</p>	<p>Photo or comment on Earwig</p>	<p>Not attempted Refused Partially attempted Completed Loved it! Didn't enjoy it Too hard Too easy I (parent) didn't understand</p>

FRIDAY				
Time	Topic	Details (where / provided / materials you will need / web links)	Complete, hand-in, photograph or upload	Success (circle or highlight all that apply)
9.00-9.15	 <p>Walk</p>	<p>Go for a short walk and complete the Winter Hunt sheet in your activity pack.</p> <p>Can you take photos of what items you have found.</p> <p>Lay them out on a flat surface and create a collage of your Nature Walk.</p>		<p>Not attempted</p> <p>Refused</p> <p>Partially attempted</p> <p>Completed</p> <p>Loved it!</p> <p>Didn't enjoy it</p> <p>Too hard</p> <p>Too easy</p> <p>I (parent) didn't understand</p>
9.45-10.00	 <p>Communication</p>	<p>Intensive Interaction</p> <p><a href="#">History - Intensive Interaction Institute</a></p> <p>See attached – imitate movements and sounds, encourage eye contact and spontaneous communication</p>	<p>Photo or comment on Earwig</p>	<p>Not attempted</p> <p>Refused</p> <p>Partially attempted</p> <p>Completed</p> <p>Loved it!</p> <p>Didn't enjoy it</p> <p>Too hard</p> <p>Too easy</p> <p>I (parent) didn't understand your instructions</p>
10.00-10.30	 <p>Reading</p>	<p>Click on the link below to access the sensory story from the Oak National Academy:</p> <p><a href="#">The Changing Weather sensory story (thenational.academy)</a></p> <p>There is a full list in the video of what you will need but be flexible and use whatever you have at home:</p>	<p>Photo or comment on Earwig</p>	<p>Not attempted</p> <p>Refused</p> <p>Partially attempted</p> <p>Completed</p> <p>Loved it!</p> <p>Didn't enjoy it</p> <p>Too hard</p> <p>Too easy</p> <p>I (parent) didn't understand</p>

		<ul style="list-style-type: none"> <li>• Some ice wrapped in a tea towel or cloth</li> <li>• A sieve or colander</li> <li>• A jug of water</li> <li>• Tissue paper</li> <li>• Perfume</li> <li>• A torch</li> <li>• Tin foil</li> </ul> <p><b>What to do:</b> Follow the lesson by clicking on the link above. Don't worry if you don't make it all the way to the end. We will do this story again next week to build it up.</p>		
11-11.30		<p>Warm up and practice scissor skills by making a tube person. You'll need a toilet roll, a pair of scissors and some pens or pencils. I'd love to see what you create!</p>  <p>Can you also make a cardboard tube rocket?</p>	Photo or comment on Earwig	<p>Not attempted Refused Partially attempted Completed Loved it! Didn't enjoy it Too hard Too easy I (parent) didn't understand</p>

11.30-12.00		<p>The Very Hungry Caterpillar – Cosmic Yoga</p> <p><a href="#">The Very Hungry Caterpillar   A Cosmic Kids Yoga Adventure! - YouTube</a></p>	Photo or comment on Earwig	<p>Not attempted Refused Partially attempted Completed Loved it! Didn't enjoy it Too hard Too easy I (parent) didn't understand</p>
1-1.30		<p>Do some number activities –</p> <p>Count objects Group in piles of 3/4/6 etc Listen to Number Songs – can you count backwards as well as forwards Are there numbers around the house – on the front door, on the oven, on the clock? What numbers do you recognise?</p>	Photo or comment on Earwig	<p>Not attempted Refused Partially attempted Completed Loved it! Didn't enjoy it Too hard Too easy I (parent) didn't understand</p>
1.30-2.30	<i>Project pack</i>	<p>Roman Mosaic Activities</p> <p>What colours will you use? Can you cut out the coloured shapes and create a pattern?</p>	Photo or comment on Earwig	<p>Not attempted Refused Partially attempted Completed Loved it! Didn't enjoy it Too hard Too easy I (parent) didn't understand</p>

Learning Programme Spring 1 ½ Term

**Upload progress to Earwig: links: See how to guide @ <https://thebridgeschool.org.uk/files/2021-01/how-to-add-a-parent-record-to-earwig.mp4?83a61a8c1a>**

**Other activities that may be of interest:**

Spend some time each day promoting independence with dressing, undressing and feeding routines. Log any progress on Earwig.

Engage in some daily Intensive Interaction (See information pack)

Discuss with your child's teacher about any resources you might need to support communication at home

**Shabang live** every Wednesday at 11am for 30 minutes. These are inclusive videos designed for people with special needs and include songs, signing and drama.

Link to website for more info: <https://www.shabang.org.uk/news/shabang-time>

Link to YouTube Channel for live session: <https://bit.ly/shabangtimeTV>

**Soundabout TV** Watch and join in with this live fun music session especially designed for people with PMLD and SLD

<https://www.youtube.com/channel/UCzkf-oB7V5tTguM36Km5WAA>

*Live sessions are on Tuesdays and Saturdays at 2pm*

**Homemade paint** [How to Make Homemade Paint for Kids with Salt and Flour - EASY! \(smartschoolhouse.com\)](https://www.smartschoolhouse.com/how-to-make-homemade-paint-for-kids-with-salt-and-flour-easy/)

**Music and Movement Links**

[Seasons song and dance](#)

[Move and freeze](#)

[Do the Weather Dance](#)

[Running in the Raindrops](#)

[Singing in the Rain Song](#)

[Now It's Autumn](#)

[Move with Me](#)

Key subjects on the Curriculum this ½ term for wider exploration:

Weather and seasons

Maths - Recognising 'out' and 'in'

- Recognising 'bigger' and 'smaller'

Bodies and skeletons

Washing and personal hygiene

Printing

Seasons and weather

Ball games

Recognising and playing 'loud' and 'quiet' music.