




KIWI's Learning Programme – 22nd February – 26th February

Lessons highlighted will also be available as a live stream from the teacher.

MONDAY 22nd Feb


Time	Topic	Details (where / provided / materials you will need / web links)	Complete, hand-in, photograph or upload	Success (circle or highlight all that apply)
9:30	Physical	<p><i>You will need:</i></p> <ul style="list-style-type: none"> - Moisturiser <p>Click on this link and follow the instructions on the video https://www.youtube.com/watch?v=h3hWc0zszx0&list=PLPw34POt1bNBITcuAMcjKu1i09pH6JaPT&index=4</p>	Photo and comment. Did they show any preferences to hand of type of massage?	Not attempted Refused Partially attempted Completed Loved it! Didn't enjoy it Too hard Too easy I (parent) didn't understand
10:00	Messy Play – fun with clay	<p>Fun with Clay Have fun making the different types of clay. How do they feel in your fingers?</p>  <p>Try:</p> <ul style="list-style-type: none"> - squeezing the clay into different shapes - poking the clay with different tools. What patterns can you see? - adding glitter to your clay to make it sparkle.  <p>Messy Play - Clay.pdf</p>	Photo of created work	Not attempted Refused Partially attempted Completed Loved it! Didn't enjoy it Too hard Too easy I (parent) didn't understand


11:00	Outdoor Learning – Farm to Fork	<p>Radishes</p> <p><i>You will need:</i></p> <ul style="list-style-type: none"> - Radish seeds (In your home learning pack) - Soil - Trowel - Watering can <p><u>Explore:</u> Use your senses to explore different vegetables. If you have any radishes this would be perfect. If not, any vegetables will do. What do they smell, feel like? What colour are they? Do they like the taste of them?</p> <p><u>Plant:</u> Plant radish seeds in a line in the bed or in a pot.</p> <ol style="list-style-type: none"> 1. Use a trowel to dig a trench/hole in the soil. 2. Put seeds inside the trench. 3. Cover the trench with soil. 4. Water seeds. 	Photo and comment. How much support did they need? How did they explore the vegetables? What senses did they use?	Not attempted Refused Partially attempted Completed Loved it! Didn't enjoy it Too hard Too easy I (parent) didn't understand
1:00	Project - Space - astronauts <i>This project can be done a little bit every day. Parents can add to it as they wish.</i>	<p>Start your session with the story so your child can become familiar with the routine.</p> <p>Link to story https://www.youtube.com/watch?v=9wV8yw7iV8w</p> <p>Then choose one of the suggested activities to complete together.</p> <p><i>You will need:</i></p> <ul style="list-style-type: none"> - Space - Astronauts activity pack - Resources for chosen activity  <p>Space Astronauts.pptx</p>	Photo of work created.	Not attempted Refused Partially attempted Completed Loved it! Didn't enjoy it Too hard Too easy I (parent) didn't understand
2:30	Literacy – Tac Pac	<p><i>You will need:</i></p> <ul style="list-style-type: none"> - Fury fabric - Chop sticks or similar - Two textured sponge (E.g. Kitchen sponge) - Painting roller 	Photo and comment. Did they have a preference	Not attempted Refused Partially attempted Completed Loved it!

	<ul style="list-style-type: none"> - Bath Sponge - Bowl of warm water - Blanket - Towel <p>Please follow the link below and follow the instructions on the video for you Tac Pac session. Kiwi Lessons - Tac Pac - Set 2 - YouTube</p>	for any of the songs or equipment.	Didn't enjoy it Too hard Too easy I (parent) didn't understand
--	---	------------------------------------	---


TUESDAY 23rd Feb

Time	Topic	Details (where / provided / materials you will need / web links)	Complete, hand-in, photograph or upload	Success (circle or highlight all that apply)
9:30	Physical	<p><i>You will need:</i></p> <ul style="list-style-type: none"> - Moisturiser <p>Click on this link and follow the instructions on the video https://www.youtube.com/watch?v=h3hWc0zszx0&list=PLPw34POt1bNBITcuAMcjKuli09pH6JaPT&index=4</p>	Photo and comment. Did they show any preferences to hand of type of massage?	Not attempted Refused Partially attempted Completed Loved it! Didn't enjoy it Too hard Too easy I (parent) didn't understand
10:00	Cooking – Healthy snacks	<p>Rainbow Fruit Skewers</p> <p>Work together as a family to make some healthy snacks. Explore the different ingredients and look at and listen to instructions to complete the different stages of the recipe in your pack. Once you have finished, help with the washing up by using a washing up mop to wash up one item with hand over hand support or independently.</p>	Photo and comment. How much help did they need? Did they like their snack?	Not attempted Refused Partially attempted Completed Loved it! Didn't enjoy it Too hard Too easy




		 <p>Rainbow Fruit Skewers.pdf</p>		I (parent) didn't understand
11:00	Maths – Measure	<p><i>You will need:</i></p> <ul style="list-style-type: none"> - Clothes to sort - Clothes to try on - Large and small symbols <p><u>Activity 1:</u> Clothes sorting Sort clothes according to what they are - t-shirts, trousers, socks.</p> <p><u>Activity 2:</u> Fitting room Try on different clothes that belong to different members of your family – do they fit or are they too large/small.</p>	Photo of sorted items. Comment. How much help did they need?	Not attempted Refused Partially attempted Completed Loved it! Didn't enjoy it Too hard Too easy I (parent) didn't understand
		<p><i>You will need:</i></p> <ul style="list-style-type: none"> - Clothes of different textures - Clothes to try on <p><u>Activity 1:</u> Clothes sorting Explore the feel of different clothes.</p> <p><u>Activity 2:</u> Fitting room Try on different clothes with support feeling how they feel against their skin. Use the language of small and large as you put the clothes on your child.</p>	Photo and comment. Which textures did they like best or liked least?	
1:00	Kiwi Story Time	Join us for our daily story.	None	Not attempted Refused Partially attempted Completed Loved it! Didn't enjoy it Too hard Too easy

				I (parent) didn't understand
1:30	Project - Space - astronaut s <i>This project can be done a little bit every day. Parents can add to it as they wish.</i>	Start your session with the story so your child can become familiar with the routine. Link to story https://www.youtube.com/watch?v=9wV8yw7iV8w Then choose one of the suggested activities to complete together. You will need: - Space - Astronauts activity pack - Resources for chosen activity  Space Astronauts.pptx	Photo of work created.	I (parent) didn't understand Not attempted Refused Partially attempted Completed Loved it! Didn't enjoy it Too hard Too easy I (parent) didn't understand
2:00	Music	Soundabout TV – Watch and join in with this live fun music session especially designed for people with PMLD and SLD https://www.youtube.com/channel/UCzxf-oB7V5tTguM36Km5WAA <i>Live sessions are on Tuesdays and Saturdays at 2pm</i> You will need: - Musical instrument or something that makes a noise.	Photo and comment. What did they particularly enjoy?	Not attempted Refused Partially attempted Completed Loved it! Didn't enjoy it Too hard Too easy I (parent) didn't understand

WEDNESDAY 24th Feb



Time	Topic	Details (where / provided / materials you will need / web links	Complete, hand-in, photograph or upload	Success (circle or highlight all that apply)
9:15	Physical	<p>You will need:</p> <ul style="list-style-type: none"> - Moisturiser <p>Click on this link and follow the instructions on the video https://www.youtube.com/watch?v=h3hWc0zsz0&list=PLPw34POt1bNBITcuAMcjKu1i09pH6JaPT&index=4</p>	Photo and comment. Did they show any preferences to hand of type of massage?	Not attempted Refused Partially attempted Completed Loved it! Didn't enjoy it Too hard Too easy I (parent) didn't understand
9:30	The Wizard of Oz	<p>Follow the link sent home via email to watch the M&M theatre production of:</p> 	Enjoy	Not attempted Refused Partially attempted Completed Loved it! Didn't enjoy it Too hard Too easy I (parent) didn't understand
11:00	Drama	<p>Shabang live – Watch and join in with this fun inclusive drama session. https://bit.ly/shabangtimetv Live sessions every Wednesday at 11:00am.</p>	Just for fun	Not attempted Refused Partially attempted Completed Loved it!


				<p>Didn't enjoy it Too hard Too easy I (parent) didn't understand</p>
11:30	Literacy – Intensive interaction	<p>Time to Play. Spend time with your child doing something they really enjoy. Copy what they do with their toys or the sounds that they make. Follow their lead. It should be fun and engaging for both of you.</p>	<p>Comment. Did they interact with you during this session?</p>	<p>Not attempted Refused Partially attempted Completed Loved it! Didn't enjoy it Too hard Too easy I (parent) didn't understand</p>
1:00	Kiwi Story Time	Join us for our daily story.	None	<p>Not attempted Refused Partially attempted Completed Loved it! Didn't enjoy it Too hard Too easy I (parent) didn't understand</p>
1:30	<p>Project - Space - astronauts <i>This project can be done a little bit every day. Parents can add to it as they wish.</i></p>	<p>Start your session with the story so your child can become familiar with the routine. Link to story https://www.youtube.com/watch?v=9wV8yw7iV8w Then choose one of the suggested activities to complete together.</p> <p>You will need:</p> <ul style="list-style-type: none"> - Space - Astronauts activity pack - Resources for chosen activity 	<p>Photo of work created.</p>	<p>Not attempted Refused Partially attempted Completed Loved it! Didn't enjoy it Too hard Too easy I (parent) didn't understand</p>

		 Space Astronauts.pptx		
2:30	Literacy – Massage Story	Travelling through time <i>You will need:</i> - Travelling through time message story - Massage instruction sheet Ask them where they would like their massage story. Read the story and complete the massage for each page. Each massage should last about a minute but follow the lead of your child.	Comment. Was there a particular Massage they liked or disliked?	Not attempted Refused Partially attempted Completed Loved it! Didn't enjoy it Too hard Too easy I (parent) didn't understand
		 Travelling through time.pptx  Message Story Crib Sheet.pdf		

THURSDAY 25th Feb


Time	Topic	Details (where / provided / materials you will need / web links	Complete, hand-in, photograph or upload	Success (circle or highlight all that apply)
9:30	Physical	<i>You will need:</i> - Moisturiser Click on this link and follow the instructions on the video https://www.youtube.com/watch?v=h3hWc0zszx0&list=PLPw34POt1bNBITcuAMcjKu1i09pH6JaPT&index=4	Photo and comment. Did they show any preferences to hand of type of massage?	Not attempted Refused Partially attempted Completed Loved it! Didn't enjoy it Too hard Too easy

				I (parent) didn't understand
10:00	Dance	<p>You will need:</p> <ul style="list-style-type: none"> - Torch/ lights - Scarf - Fabric sheet <p>Open the PowerPoint and follow the YouTube links for each song Space themed songs new for this half term. Follow each of the activities on the slide</p> 	<p>Photos and comment. Did they follow instructions, enjoy, communicate ?</p>	<p>Not attempted Refused Partially attempted Completed Loved it! Didn't enjoy it Too hard Too easy I (parent) didn't understand</p>
11:00	Science	<p>Making and exploring the space goo. Play video when exploring. Space Ambient Music • [INTERSTELLAR SPACE JOURNEY] • - YouTube</p> <p><i>You will need:</i></p> <ul style="list-style-type: none"> -Planet symbols -Ziplock bag -Corn flour -Food colouring -Sugar <p>Follow the instructions to make some space goo. Encourage exploring and manipulating the goo in the bag.</p> 	<p>Photos of making and exploration. Comment.</p>	<p>Not attempted Refused Partially attempted Completed Loved it! Didn't enjoy it Too hard Too easy I (parent) didn't understand</p>
1:00	Kiwi Story Time	Join us for our daily story.	None	Not attempted Refused

				Partially attempted Completed Loved it! Didn't enjoy it Too hard Too easy I (parent) didn't understand
1:30	Project - Space - astronauts <i>This project can be done a little bit every day. Parents can add to it as they wish.</i>	Start your session with the story so your child can become familiar with the routine. Link to story https://www.youtube.com/watch?v=9wV8yw7iV8w Then choose one of the suggested activities to complete together. <i>You will need:</i> - Space - Astronauts activity pack - Resources for chosen activity  Space Astronauts.pptx	Photo of work created.	Not attempted Refused Partially attempted Completed Loved it! Didn't enjoy it Too hard Too easy I (parent) didn't understand
2:30	Literacy – Tac Pac	<i>You will need:</i> - Fury fabric - Chop sticks or similar - Two textured sponge (E.g. Kitchen sponge) - Painting roller - Bath Sponge - Bowl of warm water - Blanket - Towel Please follow the link below and follow the instructions on the video for you Tac Pac session. Kiwi Lessons - Tac Pac - Set 2 - YouTube	Photo and comment. Did they have a preference for any of the songs or equipment.	Not attempted Refused Partially attempted Completed Loved it! Didn't enjoy it Too hard Too easy I (parent) didn't understand

FRIDAY 26th Feb

Time	Topic	Details (where / provided / materials you will need / web links)	Complete, hand-in, photograph or upload	Success (circle or highlight all that apply)
9:30	Physical	<p><i>You will need:</i></p> <ul style="list-style-type: none"> - Moisturiser <p>Click on this link and follow the instructions on the video https://www.youtube.com/watch?v=h3hWc0zszx0&list=PLPw34POt1bNBITcuAMcjKu1i09pH6JaPT&index=4</p>	Photo and comment. Did they show any preferences to hand of type of massage?	Not attempted Refused Partially attempted Completed Loved it! Didn't enjoy it Too hard Too easy I (parent) didn't understand
10:00	Literacy – Sensory Story	<p><i>You will need:</i></p> <ul style="list-style-type: none"> -Sensory story props -Messy play in green, blue and yellow (e.g. water beads or coloured shaving foam) -Story symbols -Story <p>Watch the sensory story video or read the story and offer each sensory experience. Offer 3 symbols and ask to pick out the one that matches the slide.</p> <p>Follow on activity: 'Brazil' Explore the coloured textures of the Brazil flag. Use green, blue and yellow 'messy play'.</p>	Photo and comments. Did they match the symbols? Did they explore all resources on offer?	Not attempted Refused Partially attempted Completed Loved it! Didn't enjoy it Too hard Too easy I (parent) didn't understand
11:00	Music	<p>Music Appreciation (1970s)</p> <p><i>You will need:</i></p>	Comment. Did they use his communicatio	Not attempted Refused Partially attempted

		<p>-Emotions symbols and I like/ don't like symbol -Communication board -Instruments</p> <p>Play the different music on the PowerPoint emailed to you. Listen and ask for a response to the music. Encourage movement and instrument playing</p>	n board to express emotions?	<p>Completed Loved it! Didn't enjoy it Too hard Too easy I (parent) didn't understand</p>
1:00	Kiwi Story Time	Join us for our daily story.	None	<p>Not attempted Refused Partially attempted Completed Loved it! Didn't enjoy it Too hard Too easy I (parent) didn't understand</p>
1:30	<p>Project - Space - astronauts</p> <p><i>This project can be done a little bit every day. Parents can add to it as they wish.</i></p>	<p>Start your session with the story so your child can become familiar with the routine. Link to story https://www.youtube.com/watch?v=9wV8yw7iV8w Then choose one of the suggested activities to complete together.</p> <p><i>You will need:</i></p> <ul style="list-style-type: none"> - Space - Astronauts activity pack - Resources for chosen activity <p> Space Astronauts.pptx</p>	Photo of work created.	<p>Not attempted Refused Partially attempted Completed Loved it! Didn't enjoy it Too hard Too easy I (parent) didn't understand</p>
2:30	Science – sensology	<p><i>You will need:</i></p> <ul style="list-style-type: none"> -A resource for each sense -Sensology help sheet -Sensology recording 	Photos and comment of likes/ dislikes. How were these communicated?	<p>Not attempted Refused Partially attempted Completed Loved it! Didn't enjoy it Too hard</p>

				Too easy I (parent) didn't understand
--	--	--	--	--

Other activities that might be of interest:

Jensory – Stories, music, arts and crafts

<https://www.youtube.com/channel/UCvzmFMTrgauEaERHI8p6PMw>

Rhyming multisensory stories

<https://www.rhymingmultisensorystories.com/>

Wikid Music

Join in with this fun music session

<https://www.youtube.com/channel/UCZURjc3RSsJ1ILNWeJ7xrZw>

Voice activated cause and effect

<https://bouncyballs.org/> This can encourage movement and vocalisations. Once you have allowed the microphone the balls will move.

Helpkidzlearn have free offers; lots of really good cause and effect games for you to download, see the link below for more information:

<https://www.helpkidzlearn.com/updates/school-closure.html>

Big Top Musical Adventures- Accessible online resources for our families and friends to have their own musical adventures at home

<https://www.youtube.com/c/BigTopMusicalAdventuresCIC/videos>

How to Create an Earwig Record

Watch this short how-to video on how to create a record on Earwig

<https://thebridgeschool.org.uk/files/2021-01/how-to-add-a-parent-record-to-earwig.mp4?83a61a8c1a>

Key subjects on the Curriculum this ½ term for wider exploration:

Maths – Measure in everyday life

Science – Space

My World – Our community and Using the post office

Outdoor Learning – Growing food from farm to fork

PSHE – Speaking up, likes and dislikes

Art – Using textiles

Cooking – Healthy snacks

Music – Playing percussion

PE – Fitness/circuits