



Learning Programme 22 February to 26 February.

Lessons highlighted will also be available as a live stream from the teacher.

MONDAY 22 FEB				
Time	Topic	Details (where / provided / materials you will need / web links	Complete, hand-in, photograph or upload	Success (circle or highlight all that apply)
9:00-9:25	Physical Education	<p>Daily Walk outdoors or indoors. If outdoors, what signs of Spring can you see? Are there spring flowers growing or buds on the</p>  <p>branches? If indoors, use a space to exercise in. Try marching, striding, running on the spot, skipping and jumping to your favourite music.</p>	Picture or feedback of the Daily Walk / Indoor Exercise	Not attempted Refused Partially attempted Completed Loved it! Didn't enjoy it Too hard Too easy I (parent) didn't understand your instructions
9:30 – 10:00	Art: Collage	<p>Rousseau 3D Form Exotic Landscape Work sheet Paper Card Newspaper Glue Scissors Cut up collage items, newspaper and pieces of card and stick on top of the collage. Can you match the same colour and size?</p>	Photo of the completed worksheet with a comment from parent to say how much help was given	Not attempted Refused Partially attempted Completed Loved it! Didn't enjoy it Too hard Too easy I (parent) didn't understand
10:30-11.00	Numeracy	<p>Worksheet of Numeral 1. Pencils, crayons, pens.</p>	Picture /Photo of the completed activity.	Not attempted Refused Partially attempted Completed

		<p>Draw the numeral 1. Say 1, write 1. Do rainbow writing over the Numeral 1 with different colours.</p>		<p>Loved it! Didn't enjoy it Too hard Too easy I (parent) didn't understand</p>
11:00-11:30	Music	<p>Warm up Body percussion – This is the way we... clap our hands, ...Stamp our feet, ...Click our fingers, ...Rub our hands, .Slap our knees etc....</p> <p>Main activity Listen to Queen - We will rock you https://www.youtube.com/watch?v=-tJYN-eG1zk Listen first time, encourage your child to add body percussion to the music/beat. Then give them a tub, tinned can, Tupperware box and a metal spoon, plastic spoon. Can they join in using the drums? Have fun playing the drums.</p> <p>Tub, tinned can. Wooden spoon, metal spoon.</p>	Pictures of the activity.	<p>Not attempted Refused Partially attempted Completed Loved it! Didn't enjoy it Too hard Too easy I (parent) didn't understand</p>
11.30-12.00	Science	<p>Interactively watch Something special Wildlife park. Pausing to take part in signs and songs. What creatures did you see? Draw a picture of your favourite animal.</p> <p>https://www.dailymotion.com/video/x5jj28p Paper Pens Animal sheet</p>	Pictures of the activity	<p>Not attempted Refused Partially attempted Completed Loved it! Didn't enjoy it Too hard Too easy I (parent) didn't understand</p>
1:30-2:30	My World	<p>Interactively watch Something Special Forest Art. Pausing to take part in signs and songs already. https://www.youtube.com/watch?v=0imQleGEk_c9</p> <ul style="list-style-type: none"> • Have a go at making a Small world forest set up inside and outside. 	Photo or Picture of the activity.	<p>Not attempted Refused Partially attempted Completed Loved it! Didn't enjoy it Too hard Too easy I (parent) didn't understand</p>

		<ul style="list-style-type: none"> • Go on a Forest features scavenger hunt. Find the twigs, leaves, dead and new etc See what you can find and tick off on scavenger hunt list. • Create forest art out of the collected natural materials. 		
				
2:30 – 3.00	Story time / Literacy	<p>Enjoy your favourite story at home.</p> <p>Book</p> <p>Blanket, cushion,</p>	None.	<p>Not attempted</p> <p>Refused</p> <p>Partially attempted</p> <p>Completed</p> <p>Loved it!</p> <p>Didn't enjoy it</p> <p>Too hard</p> <p>Too easy</p> <p>I (parent) didn't understand</p>

Learning Programme Spring 2 ½ Term

Please upload photographs and progress to Earwig.

A Parent's Guide to Earwig can be found on

<https://thebridgeschool.org.uk/files/2021-01/how-to-add-a-parent-record-to-earwig.mp4?83a61a8c1a>


Other activities that may be of interest:


<p>Key subjects on the Curriculum this ½ term for wider exploration:</p> <p>Numbers 1-5, Same/Different, 2D, Patterns Communication Dear Zoo, Oi Get Off My Train, Creation Stories, Phonics, reading, writing. Science – On Safari, Animals and Habitats My World – Forest Explorers Art- 3D Form by Henri Rousseau, Music, Drama. P.E. Pushing and Receiving, Kurling, Floor Lacrosse Hobbies and Interests</p>

Learning Programme 22 February to 26 February.

Lessons highlighted will also be available as a live stream from the teacher.

TUESDAY 23 FEB				
Time	Topic	Details (where / provided / materials you will need / web links	Complete, hand-in, photograph or upload	Success (circle or highlight all that apply)

9:00-9:25	Physical Education	<p>Daily Walk outdoors or indoors. If outside, can you spot any signs of spring?</p>  <p>If indoors, use a space to exercise in. Try marching, striding, running on the spot, skipping and jumping to your favourite music.</p>	Picture or feedback of the Daily Walk / Indoor Exercise	<p>Not attempted Refused Partially attempted Completed Loved it! Didn't enjoy it Too hard Too easy I (parent) didn't understand your instructions</p>
9:30 – 10:00	Literacy Writing	<p>My Favourite Zoo Animal is...</p> <p>What is your favourite zoo animal. Have a go at writing the animal name.</p> <p>Favourite Zoo Animal Worksheet Pen.</p>	Photo of the completed worksheet with a comment from parent to say how much help was given	<p>Not attempted Refused Partially attempted Completed Loved it! Didn't enjoy it Too hard Too easy I (parent) didn't understand</p>
10:10-10:30	Numeracy – Patterns	<p>Worksheet of Lego patterns and Multi link patterns. Scissors Glue Paper Lego</p> <p>Cut out the Multi link coloured pieces on one worksheet and then place in the correct ordered pattern. Is it the same or different? Use lego to copy the pattern. Is it the same or different?</p>	Picture of completed work	<p>Not attempted Refused Partially attempted Completed Loved it! Didn't enjoy it Too hard Too easy I (parent) didn't understand</p>

		<p>What repeating patterns can you make at home? Fork, spoon, fork, spoon, fork, spoon...</p>		
11:00-11:30	PSHE: Turn taking	<p>Taking turns to play shape lotto game Take turns to select shape or colour and shape of card to complete their board.</p> <p>Shape lotto game templates</p>	Pictures of the activity.	<p>Not attempted Refused Partially attempted Completed Loved it! Didn't enjoy it Too hard Too easy I (parent) didn't understand</p>
11.30-12.00	PSHE: Turn taking	<p>Watch "We're going to the zoo. Makaton. Singing Hands." We're Going to the Zoo with Makaton - Singing Hands - Bing video Take turns to play a Zoo animal matching game. Can you sign the animal names?</p> <p>Zoo animal game template</p> 	Pictures of the activity	<p>Not attempted Refused Partially attempted Completed Loved it! Didn't enjoy it Too hard Too easy I (parent) didn't understand</p>
1:30-2:30	Handwriting	<p>Animal Pattern Pencil Control Sheets. Week 1: animal Can you trace the pattern? Handwriting worksheet</p>	Photo or Picture of the activity.	<p>Not attempted Refused Partially attempted Completed Loved it!</p>

		Pencil Practise writing the patterns.		Didn't enjoy it Too hard Too easy I (parent) didn't understand
2:30 – 3.00	Story time / Literacy	Live Stream story with your teacher. Blanket, cushion,	None.	Not attempted Refused Partially attempted Completed Loved it! Didn't enjoy it Too hard Too easy I (parent) didn't understand

Learning Programme Spring 2 ½ Term

Please upload photographs and progress to Earwig.

A Parent's Guide to Earwig can be found on

<https://thebridgeschool.org.uk/files/2021-01/how-to-add-a-parent-record-to-earwig.mp4?83a61a8c1a>



Other activities that may be of interest:

<p>Key subjects on the Curriculum this ½ term for wider exploration:</p> <p>Numbers 1-5, Same/Different, 2D, Patterns Communication Dear Zoo, Oi Get Off My Train, Creation Stories, Phonics, reading, writing. Science – On Safari, Animals and Habitats My World – Forest Explorers Art- 3D Form by Henri Rousseau, Music, Drama.</p>


P.E. Pushing and Receiving, Kurling, Floor Lacrosse

Learning Programme 22 February to 26 February.

Lessons highlighted will also be available as a live stream from the teacher.

WEDNESDAY 24 FEB				
Time	Topic	Details (where / provided / materials you will need / web links)	Complete, hand-in, photograph or upload	Success (circle or highlight all that apply)
9:00-9:25	Physical Education	<p>Daily Walk outdoors or indoors. If outdoors, what signs of Spring can you see? Are there spring flowers growing or buds on the branches?</p>  <p>If indoors, use a space to exercise in. Try marching, striding, running on the spot, skipping and jumping to your favourite music.</p>	Picture or feedback of the Daily Walk / Indoor Exercise	<p>Not attempted Refused Partially attempted Completed Loved it! Didn't enjoy it Too hard Too easy I (parent) didn't understand your instructions</p>
9:30 – 10:00	Literacy Reading	<p><u><i>Oxford Reading Tree Reading Book</i></u> https://home.oxfordowl.co.uk/reading/free-ebooks Share a book from Oxford Owl e-books for free.</p>  <p>You might like to share A Home For Ted.</p>	Comment from parent to say how much help was given	<p>Not attempted Refused Partially attempted Completed Loved it! Didn't enjoy it Too hard Too easy I (parent) didn't understand</p>

10:30-11:00	Numeracy –	Worksheet of Number 1 Paper Scissors Glue Trace the number 1. Cut and stick 1 piece of paper son the 1 to create a number collage.	Picture of completed work	Not attempted Refused Partially attempted Completed Loved it! Didn't enjoy it Too hard Too easy I (parent) didn't understand
11:00-11:30	Art: 3D form	Henri Rousseau collage worksheet Selection of papers, card, newspaper, paper. Glue Scissors Add different collage items to your collage.	Pictures of the activity.	Not attempted Refused Partially attempted Completed Loved it! Didn't enjoy it Too hard Too easy I (parent) didn't understand
11.30-12.00	Art: 3D form	Free Collage and Modelling session 3D animal junk modelling Watch 'junk modelling'. https://www.youtube.com/watch?v=6NRBJR7-aGQ – watch parts of this video (can flick through to favourite parts). We are going to try something similar Point out what has been used for different parts of the animals and briefly discuss why they were used. Create an animal using everyday materials. Cut and stick independently to create your own creative collage/model. Selection of papers, card, newspaper, paper. Plastic bottles, tubs, boxes... Glue Scissors	Pictures of the activity	Not attempted Refused Partially attempted Completed Loved it! Didn't enjoy it Too hard Too easy I (parent) didn't understand

				
1:30-2:30	Science	<p>Watch National Geographic African animals Alphabet song https://www.youtube.com/watch?v=epE_F7O8z4c</p> <p>Sorting and counting African animals into sets. Can you sort them by their habitats? Do they live in the grass/ watering hole/lake/boulders/trees?</p> <p>African animal pictures</p>	Photo or Picture of the activity.	Not attempted Refused Partially attempted Completed Loved it! Didn't enjoy it Too hard Too easy I (parent) didn't understand
2:30 – 3.00	Story time / Literacy	<p>Live Stream story with your teacher.</p> <p>Blanket, cushion,</p>	None.	Not attempted Refused Partially attempted Completed Loved it! Didn't enjoy it Too hard Too easy I (parent) didn't understand

Learning Programme Spring 2 ½ Term

Please upload photographs and progress to Earwig.

A Parent's Guide to Earwig can be found on

<https://thebridgeschool.org.uk/files/2021-01/how-to-add-a-parent-record-to-earwig.mp4?83a61a8c1a>

Other activities that may be of interest:


Key subjects on the Curriculum this ½ term for wider exploration:




Numbers 1-5, Same/Different, 2D, Patterns
 Communication Dear Zoo, Oi Get Off My Train, Creation Stories, Phonics, reading, writing.
 Science – On Safari, Animals and Habitats
 My World – Forest Explorers
 Art- 3D Form by Henri Rousseau, Music, Drama.
 P.E. Pushing and Receiving, Kurling, Floor Lacrosse
 Hobbies and Interests

Learning Programme 22 February to 26 February.

Lessons highlighted will also be available as a live stream from the teacher.

		THURSDAY 25 FEB		
Time	Topic	Details (where / provided / materials you will need / web links)	Complete, hand-in, photograph or upload	Success (circle or highlight all that apply)
9:00-9:25	Physical Education	Daily Walk outdoors or indoors. If outdoors, what signs of Spring can you see? Are there	Picture or feedback of the Daily Walk / Indoor Exercise	Not attempted Refused Partially attempted Completed Loved it! Didn't enjoy it Too hard Too easy

		<p>spring flowers growing or buds on the</p>  <p>branches?</p> <p>If indoors, use a space to exercise in. Try marching, striding, running on the spot, skipping and jumping to your favourite music.</p>		I (parent) didn't understand your instructions
9:30 – 10:00	Literacy: Functional Reading	<p>Cut out the pictures and match the word and picture of the animals in Dear Zoo.</p> <p>Matching sheet Scissors Glue</p>	Comment from parent to say how much help was given	<p>Not attempted Refused Partially attempted Completed Loved it! Didn't enjoy it Too hard Too easy I (parent) didn't understand</p>
10:30-11:00	Art; 3D form	<p>Henri Rousseau Art Work</p> <p>Stick different 3D materials on top of the Rousseau art work to create a collage.</p> <p>Selection of collage items, dried pasta, rice, cereals, Glue Scissors</p>	Picture of activity	<p>Not attempted Refused Partially attempted Completed Loved it! Didn't enjoy it Too hard Too easy I (parent) didn't understand</p>
11:00-11:30	PE Pushing and Receiving	<p>4 tins set up as 2 opposite goal posts Big Ball.</p> <p>Pushing and Receiving Games: Turn Taking. Place two tins as goal posts. Push a Big ball to the target, can the adult receive the ball and push it back. Can you receive the ball and push it back to the adult? Take a step backwards and repeat the activity.</p>	Pictures of the activity.	<p>Not attempted Refused Partially attempted Completed Loved it! Didn't enjoy it Too hard Too easy I (parent) didn't understand</p>

		 <p>4 tins Big Ball</p>		
11.30-12.00	Art: Collage	<p>3D safari animal models. With support, cut out the templates of this week's origami animal- a meerkat. Fold and assemble with adult support.</p>  <p>Animal origami worksheet</p>	Pictures of the activity	<p>Not attempted Refused Partially attempted Completed Loved it! Didn't enjoy it Too hard Too easy I (parent) didn't understand</p>
1:30-2:30	Number Songs	<p>Sing and act a range of Number Songs. Counting to 10 with Jack Hartmann https://www.youtube.com/watch?v=uGL7xYEVeaY Sing your favourite number songs. 1 Potato, 2 Potato 12345 Once I caught a fish alive 10 in the bed and the little one said 5 little ducks went swimming one day etc</p> 	Photo or of the activity.	<p>Not attempted Refused Partially attempted Completed Loved it! Didn't enjoy it Too hard Too easy I (parent) didn't understand</p>

2:30 – 3.00	Story time / Literacy	Live Stream story with your teacher. Blanket, cushion,	None.	Not attempted Refused Partially attempted Completed Loved it! Didn't enjoy it Too hard Too easy I (parent) didn't understand
-------------	-----------------------	---	-------	--

Learning Programme Spring 2 ½ Term

Please upload photographs and progress to Earwig.

A Parent's Guide to Earwig can be found on


<https://thebridgeschool.org.uk/files/2021-01/how-to-add-a-parent-record-to-earwig.mp4?83a61a8c1a>


Other activities that may be of interest:


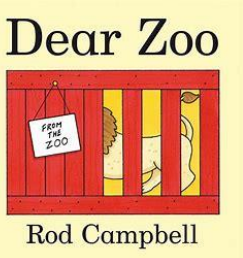
<p>Key subjects on the Curriculum this ½ term for wider exploration:</p> <p>Numbers 1-5, Same/Different, 2D , Patterns Communication Dear Zoo, Oi Get Off My Train, Creation Stories, Phonics, reading, writing. Science – On Safari, Animals and Habitats My World – Forest Explorers Art- 3D Form by Henri Rousseau, Music, Drama. P.E. Pushing and Receiving, Kurling, Floor Lacrosse Hobbies and Interests</p>
--

Learning Programme 22 February to 26 February.

Lessons highlighted will also be available as a live stream from the teacher.

FRIDAY 26 FEB				
Time	Topic	Details (where / provided / materials you will need / web links)	Complete, hand-in, photograph or upload	Success (circle or highlight all that apply)
9:00-9:25	Physical Education	<p>Daily Walk outdoors or indoors. If outdoors, what signs of Spring can you see? Are there spring flowers growing or buds on the</p>  <p>branches? If indoors, use a space to exercise in. Try marching, striding, running on the spot, skipping and jumping to your favourite music.</p>	Picture or feedback of the Daily Walk / Indoor Exercise	Not attempted Refused Partially attempted Completed Loved it! Didn't enjoy it Too hard Too easy I (parent) didn't understand your instructions
9:30 – 10:00	Literacy: Handwriting	<p>Animal patterns</p> <p>Trace the patterns to create an animal.</p> <p>Animal pattern Worksheet Pencil</p>	Comment from parent to say how much help was given	Not attempted Refused Partially attempted Completed Loved it! Didn't enjoy it Too hard Too easy I (parent) didn't understand
10:30-11.00	Literacy: Phonics	Hearing sounds.	Picture of activity	Not attempted Refused Partially attempted Completed

		<p>Listen to sounds indoors (clock ticking, washing machine, TV..) and outdoor sounds (traffic, birds singing, wind...)</p> <p>Identify animal sounds. Zoo Animal Sounds Listening Game - Phase 1 Phonics - YouTube</p> <p>Listen and play the Zoo Animal Sounds Listening Game</p> <p>What zoo animal sounds can you recognise?</p>		<p>Loved it! Didn't enjoy it Too hard Too easy I (parent) didn't understand</p>
11:00-11:30	PE Fine Motor Skills	<p>Main Cutting Scissor Skills activities. Fine Motor Jungle Animal Cutting Activity. Cut around the animal and stick onto a Rousseau jungle background. Tear paper, cut to create jungle grass on the background.</p> <p>Rousseau jungle picture. Animals worksheet Paper to tear to create grass Scissors</p>  <p>Glue</p>	Pictures of the activity.	<p>Not attempted Refused Partially attempted Completed Loved it! Didn't enjoy it Too hard Too easy I (parent) didn't understand</p>
11.30-12.00	PE Fine Motor Skills	<p>Free Choice of Fine Motor Skills Activities. Playdough Squeezing pegs onto a tub Threading activities Sorting activities eg matching pairs of socks.</p>	Pictures of the activity	<p>Not attempted Refused Partially attempted Completed Loved it! Didn't enjoy it Too hard</p>

		<p>Manipulation games such as Connect4.</p> 		<p>Too easy I (parent) didn't understand</p>
1:30-2:30	Drama	<p>Introduction Dear Zoo story read by Rod Cambell. Dear Zoo (Big Little Book Corner) - Bing video Share the story Dear Zoo. Let's imagine to be an elephant.. really BIG. What size are you? How do you walk? How do you show that you are big? Have fun acting our these animals from the story Dear Zoo.</p>  <p>Rod Campbell</p>	<p>Photo or Picture of the activity.</p>	<p>Not attempted Refused Partially attempted Completed Loved it! Didn't enjoy it Too hard Too easy I (parent) didn't understand</p>
2:30 – 3.00	Story time / Literacy	<p>Live Stream story with your teacher.</p> <p>Blanket, cushion,</p>	<p>None.</p>	<p>Not attempted Refused Partially attempted Completed Loved it! Didn't enjoy it Too hard</p>

				Too easy I (parent) didn't understand
--	--	--	--	--

Learning Programme Spring 2 ½ Term

Please upload photographs and progress to Earwig.

A Parent's Guide to Earwig can be found on

<https://thebridgeschool.org.uk/files/2021-01/how-to-add-a-parent-record-to-earwig.mp4?83a61a8c1a>

Other activities that may be of interest:

<p>Key subjects on the Curriculum this ½ term for wider exploration:</p> <p>Numbers 1-5, Same/Different, 2D, Patterns Communication Dear Zoo, Oi Get Off My Train, Creation Stories, Phonics, reading, writing. Science – On Safari, Animals and Habitats My World – Forest Explorers Art- 3D Form by Henri Rousseau, Music, Drama. P.E. Pushing and Receiving, Kurling, Floor Lacrosse Hobbies and Interests</p>
