



Learning Programme 22nd February to 26th February

Lessons highlighted will also be available as a live stream from the teacher.

MONDAY 22nd Feb				
Time	Topic	Details (where / provided / materials you will need / web links)	Complete, hand-in, photograph or upload	Success (circle or highlight all that apply)
9:00-9:30	Physical	A large space to exercise in. Follow the links below and get moving! Koo Koo Kanga Roo - Dinosaur Stomp (Dance-A-Long) - YouTube Koo Koo Kanga Roo - Brrrrrrrrrrr (Dance-A-Long) - YouTube	Photos of child attempting moves	Not attempted Refused Partially attempted Completed Loved it! Didn't enjoy it Too hard Too easy I (parent) didn't understand your instructions
9:30 – 10:00	Music You will need: An empty tin can One elastic band	Create your own drum and play along to your favourite pieces of music. Cut the end off the balloon and stretch over the tin can, secure with the elastic band 	Photo/video of child playing their instrument.	Not attempted Refused Partially attempted Completed Loved it! Didn't enjoy it Too hard Too easy I (parent) didn't understand
10:10-10:30	Break			
10:30-11:00	Communication - phonics	Listening game 2 – use the symbols, what can you hear?	Photo of child identifying sounds.	Not attempted Refused Partially attempted Completed

		Listening Game 2 - Phase 1 Phonics - Listening and Attention Skills - YouTube		Loved it! Didn't enjoy it Too hard Too easy I (parent) didn't understand
11:00-12:00	Fine motor skills, choose from list:	<ul style="list-style-type: none"> • holding a pencil • maneuvering a pencil • scissor skills • pushing Lego blocks together (and pulling them apart) • manipulating play dough • getting dressed with belts, buttons, zippers and snaps • using silverware while eating • opening and closing latches • Using 2 fingers pinch and pick up pom poms 	Photo of child exploring different activities.	Not attempted Refused Partially attempted Completed Loved it! Didn't enjoy it Too hard Too easy I (parent) didn't understand
12:00 – 1:00	Lunch			
1:00-2:00	Art – textures You will need: Paper Newspaper Tissue Material Fabric glue	<p>Rousseau 3D Form Exotic Landscape</p>  <ul style="list-style-type: none"> • Show the children the art work. • Model ripping, tearing, cutting, folding different newspaper, paper, tissue paper, material, fabric and card. • Stick different textiles onto the art work by Rousseau. 	Photo of child arranging the art.	Not attempted Refused Partially attempted Completed Loved it! Didn't enjoy it Too hard Too easy I (parent) didn't understand
2:00-2:30	Science - food You will need:	Cut, chop and prepare a fruit salad.		Not attempted Refused

	Different fruit Knife	Use the symbols to identify what fruit you are cutting.		Partially attempted Completed Loved it! Didn't enjoy it Too hard Too easy I (parent) didn't understand
2:30 – 3:00	Story time / Literacy	Live Stream story with your teacher. Blanket, cushion, something to bang. (Such as a drum or wooden spoon and plastic bottle)	None.	Not attempted Refused Partially attempted Completed Loved it! Didn't enjoy it Too hard Too easy I (parent) didn't understand

Tuesday 23rd Feb				
Time	Topic	Details (where / provided / materials you will need / web links	Complete, hand-in, photograph or upload	Success (circle or highlight all that apply)
9:00-9:30	Physical	Warm up your bodies by skipping, jumping, hopping and running.	Photos of children exercising =.	Not attempted Refused Partially attempted Completed Loved it! Didn't enjoy it Too hard Too easy I (parent) didn't understand your instructions
9:30 – 10:00	Writing	Trace over the letters and trace over your name. Can you write you name without tracing it?	Photo of child attempting to trace their name independently.	Not attempted Refused Partially attempted Completed Loved it! Didn't enjoy it Too hard Too easy I (parent) didn't understand
10:10-10:30	Break			
10:30-11:00	Communication - reading	Find your favourite book at home, what can you see inside? Can you hold it the right way around? Can you turn the pages on your own?	Photo of child exploring reading.	Not attempted Refused Partially attempted Completed Loved it! Didn't enjoy it Too hard Too easy I (parent) didn't understand
11:00-12:00	Number songs and Numeracy: Follow links below Number song 1-20 for children Counting numbers The Singing Walrus - YouTube	Use the song symbols given to you in previous weeks and ask your child to choose which one they would like to listen to next. Repeat.	Photo of child exploring hundred square.	Not attempted Refused Partially attempted Completed Loved it! Didn't enjoy it Too hard


	Big Numbers Song Count to 100 Song The Singing Walrus - YouTube The Counting by Twos Song Counting Songs Scratch Garden - YouTube Counting by 5s - YouTube	Use the hundred square to count up to 100 with the song.		Too easy I (parent) didn't understand
12:00 – 1:00	Lunch			
1:00-1:30	Art – 3D form	Adults to support children to: 1. Cut, rip, tear, and fold different newspaper, paper, tissue paper, material, fabric and card. 2. Create a picture in the style of Rousseau using textures.	Photo of child using symbols to choose the colour.	Not attempted Refused Partially attempted Completed Loved it! Didn't enjoy it Too hard Too easy I (parent) didn't understand
1:30-2:30	Music You will need: Rice/pasta in a closed container or tub	Listen to your some of your favourite songs and shake your shaker. Use the symbols to communicate to your child to shake it fast, slow, loud or quiet and when to stop and go.	Upload a photo of your child enjoying exploring music.	Not attempted Refused Partially attempted Completed Loved it! Didn't enjoy it Too hard Too easy I (parent) didn't understand
2:30 – 3:00	Story time / Literacy	Live Stream story with your teacher. Blanket, cushion, something to bang. (Such as a drum or wooden spoon and plastic bottle)	None.	Not attempted Refused Partially attempted Completed Loved it! Didn't enjoy it Too hard Too easy I (parent) didn't understand

Wednesday 24th Feb			
Topic	Details (where / provided / materials you will need / web links	Complete, hand-in, photograph or upload	Success (circle or highlight all that apply)
Physical	Joe Wicks PE on youtube PE With Joe 2021 Wednesday 10th Feb - YouTube	Photos of children engaging with video.	Not attempted Refused Partially attempted Completed Loved it! Didn't enjoy it Too hard Too easy I (parent) didn't understand your instructions
Technology	Do you have an ipad or computer at home? Follow this link and get your child to use this independently. "Find the number..." Helicopter Rescue - Mental Maths for 4 to 8 Year Olds (topmarks.co.uk)	Photo of child using technology.	Not attempted Refused Partially attempted Completed Loved it! Didn't enjoy it Too hard Too easy I (parent) didn't understand
Break			
Communication - phonics	What is the missing letter in the words? Support child to write missing letters. Use alphabet mat to support.		Not attempted Refused Partially attempted Completed Loved it! Didn't enjoy it Too hard Too easy I (parent) didn't understand
Number songs and Numeracy: Big and small You will need glue.	Counting in 2's Watch the video The Counting by Twos Song Counting Songs Scratch Garden - YouTube Now order the number cards in 2s	Photo of child ordering numbers	Not attempted Refused Partially attempted Completed Loved it! Didn't enjoy it Too hard

			Too easy I (parent) didn't understand
Lunch			
Intensive interaction	Sit and play with your child. Pause and see if they encourage you to keep playing, copy their movements and the sounds they make. See if they interact with you and give you eye contact.	Write a comment on earwig.	Not attempted Refused Partially attempted Completed Loved it! Didn't enjoy it Too hard Too easy I (parent) didn't understand
Physical	Clear a space in your home, follow link below to listen to and copy the moves in story time yoga Cracker The Dragon Of Wonder A Cosmic Kids Yoga Adventure! - YouTube	Take a photo an upload to earwig	Not attempted Refused Partially attempted Completed Loved it! Didn't enjoy it Too hard Too easy I (parent) didn't understand
Story time / Literacy	Live Stream story with your teacher. Blanket, cushion, something to bang. (Such as a drum or wooden spoon and plastic bottle)	None.	Not attempted Refused Partially attempted Completed Loved it! Didn't enjoy it Too hard Too easy I (parent) didn't understand

Thursday 25th Feb			
Topic	Details (where / provided / materials you will need / web links	Complete, hand-in, photograph or upload	Success (circle or highlight all that apply)
Physical You will need a skipping rope or long rope.	Skipping again! Can you be even better than last time?? Indoors or outdoors, skip around. Can you skip? Here's how... Learn how to jump rope - YouTube	Photo of child skipping.	Not attempted Refused Partially attempted Completed Loved it! Didn't enjoy it Too hard Too easy I (parent) didn't understand your instructions
Communication - phonics	Sort the symbols into 2 groups, one group starting with the sound m and the other, f.	Photo of child using symbols	Not attempted Refused Partially attempted Completed Loved it! Didn't enjoy it Too hard Too easy I (parent) didn't understand
Break			
Communication - reading	Listen to the story Supertato, use the symbols to identify the characters. Supertato - Books Alive! Read Aloud book for kids - YouTube	Photo of child exploring the story and symbols.	Not attempted Refused Partially attempted Completed Loved it! Didn't enjoy it Too hard Too easy I (parent) didn't understand
Numeracy	Can you count various items in your house? What do you have more of? More pasta? More rice? More bread? What?	Take a photo of their completed work	Not attempted Refused Partially attempted Completed Loved it! Didn't enjoy it Too hard

			Too easy I (parent) didn't understand
Lunch			
Intensive interaction	Sit and play with your child. Pause and see if they encourage you to keep playing, copy their movements and the sounds they make. See if they interact with you and give you eye contact.	Write a comment on earwig.	Not attempted Refused Partially attempted Completed Loved it! Didn't enjoy it Too hard Too easy I (parent) didn't understand
Fine motor – playdough Find attached a recipe for making no cook playdough SAVE YOUR PLAYDOUGH FOR TOMORROW	Follow the instructions and make playdough with your child. Once made, follow the links below to have a playdough disco! Dough dance/finger gym routine Down in the Jungle Nursery rhyme with playdough - YouTube Fine motor development Playdough song If you're happy and you know it - YouTube	Write a comment on earwig.	Not attempted Refused Partially attempted Completed Loved it! Didn't enjoy it Too hard Too easy I (parent) didn't understand
Story time / Literacy	Live Stream story with your teacher. Blanket, cushion, something to bang. (Such as a drum or wooden spoon and plastic bottle)	None.	Not attempted Refused Partially attempted Completed Loved it! Didn't enjoy it Too hard Too easy I (parent) didn't understand

Friday 26th Feb			
Topic	Details (where / provided / materials you will need / web links	Complete, hand-in, photograph or upload	Success (circle or highlight all that apply)
Physical	<p>REPEATED Use the concept of simon says and use the symbols to encourage child to touch those areas of their body.</p> <p>“Annie says...”</p>	Photo of child touching those areas of their body.	Not attempted Refused Partially attempted Completed Loved it! Didn't enjoy it Too hard Too easy I (parent) didn't understand your instructions
Fine motor	<p>Use your playdough to make the alphabet</p> <p>Play Doh Alphabets ABC Songs Learn Alphabets For Kids And Childrens - YouTube</p>	Photo of child exploring the texture of playdough	Not attempted Refused Partially attempted Completed Loved it! Didn't enjoy it Too hard Too easy I (parent) didn't understand
Break			
Makaton	<p>Sign baking along with Mr Tumble.</p> <p>Learn to sign Baking Mr Tumble  - YouTube</p>	Photo of child enjoying Mr Tumble	Not attempted Refused Partially attempted Completed Loved it! Didn't enjoy it Too hard Too easy I (parent) didn't understand
Science – the weather	<p>What is the weather like today?</p> <p>What's The Weather Like Today Song Lyrics Video for Kids The Kiboomers - YouTube</p> <p>Go outside or look out of the window, look at the weather. Look in the sky, on the ground and use</p>	Photo of children exploring the weather	Not attempted Refused Partially attempted Completed Loved it! Didn't enjoy it Too hard

	the symbols to describe what the weather is like today.		Too easy I (parent) didn't understand
Lunch			
Mindfulness	Play some calming music in the background, colour in the mindfulness patterns. Can you stay within the lines?	Upload a photo and a comment to Earwig.	Not attempted Refused Partially attempted Completed Loved it! Didn't enjoy it Too hard Too easy I (parent) didn't understand
Drama	Act out all of the different emotions in this song into a mirror. The Feelings Song - YouTube How did your face change?	Write a comment on earwig.	Not attempted Refused Partially attempted Completed Loved it! Didn't enjoy it Too hard Too easy I (parent) didn't understand
Story time / Literacy	Live Stream story with your teacher. Blanket, cushion, something to bang. (Such as a drum or wooden spoon and plastic bottle)	None.	Not attempted Refused Partially attempted Completed Loved it! Didn't enjoy it Too hard Too easy I (parent) didn't understand

Programme Spring 1 ½ Term

Upload progress to Earwig: links: See how to guide @

Other activities that may be of interest
Mark making with chalk on the floor outdoors
Shape songs on Youtube, especially the one linked here Shapes Song 2 - YouTube
Reading a favourite book, turning the pages and showing an interest in the images.
Cosmic Kids yoga story videos, listen and join in Cosmic Kids Yoga - YouTube

Key subjects on the Curriculum this ½ term for wider exploration:

Hobbies and Interests

Music

Farm animals