



Learning Programme 8th February to 12th February

Lessons highlighted will also be available as a live stream from the teacher.

MONDAY 8th Feb				
Time	Topic	Details (where / provided / materials you will need / web links)	Complete, hand-in, photograph or upload	Success (circle or highlight all that apply)
9:00-9:30	Physical	A large space to exercise in. A small soft cushion, ball or a bean bag. Throw and catch item.	Photos of catching and throwing item.	Not attempted Refused Partially attempted Completed Loved it! Didn't enjoy it Too hard Too easy I (parent) didn't understand your instructions
9:30 – 10:00	Music You will need: An old cardboard box or baking tray Elastic bands	Create your own guitar and play along to your favourite pieces of music. 	Photo/video of child freezing when the music stops	Not attempted Refused Partially attempted Completed Loved it! Didn't enjoy it Too hard Too easy I (parent) didn't understand
10:10-10:30	Break			
10:30-11:00	Communication - phonics	New sound ng 2 letters that make one sound Watch video 'ng' Words Blending Phonics Phase 3 - YouTube Circle, underline or point to the ng sound within the words	Photo of child identifying animals.	Not attempted Refused Partially attempted Completed Loved it! Didn't enjoy it Too hard Too easy I (parent) didn't understand

		Write the ng endings to the words.		
11:00-12:00	Fine motor skills, choose from list:	<ul style="list-style-type: none"> • holding a pencil • maneuvering a pencil • scissor skills • pushing Lego blocks together (and pulling them apart) • manipulating play dough • getting dressed with belts, buttons, zippers and snaps • using silverware while eating • opening and closing latches • Using 2 fingers pinch and pick up pom poms 	Photo of child exploring different activities.	Not attempted Refused Partially attempted Completed Loved it! Didn't enjoy it Too hard Too easy I (parent) didn't understand
12:00 – 1:00	Lunch			
1:00-2:00	Art – nature art 	Go for a walk outside or in your garden, collect sticks, pinecones, leaves, anything you can find. Create a nature pattern on the floor, take a picture of your creation.	Photo of child arranging the art.	Not attempted Refused Partially attempted Completed Loved it! Didn't enjoy it Too hard Too easy I (parent) didn't understand
2:00-2:30	Science: Seasons	Cut out the symbols and stick them onto the season you would most likely find them in. For example, snowman in winter.		Not attempted Refused Partially attempted Completed Loved it! Didn't enjoy it Too hard Too easy I (parent) didn't understand
2:30 – 3:00	Story time / Literacy	Live Stream story with your teacher.	None.	Not attempted Refused

		Blanket, cushion, something to bang. (Such as a drum or wooden spoon and plastic bottle)		Partially attempted Completed Loved it! Didn't enjoy it Too hard Too easy I (parent) didn't understand
--	--	--	--	--

Tuesday 9 th Feb				
Time	Topic	Details (where / provided / materials you will need / web links)	Complete, hand-in, photograph or upload	Success (circle or highlight all that apply)
9:00-9:30	Physical	Warm up your bodies by dancing the Dance Freeze and Dinosaur stomp songs. Freeze Dance Freeze Song Freeze Dance for Kids Music for Kids The Kiboomers - YouTube Koo Koo Kanga Roo - Dinosaur Stomp (Dance-A-Long) - YouTube	Photos of children enjoying the dancing songs.	Not attempted Refused Partially attempted Completed Loved it! Didn't enjoy it Too hard Too easy I (parent) didn't understand your instructions
9:30 – 10:00	Writing	Trace over the letters and say the items that are on the paper.	Photo of child attempting letter tracing.	Not attempted Refused Partially attempted Completed Loved it! Didn't enjoy it Too hard Too easy I (parent) didn't understand
10:10-10:30	Break			

10:30-11:00	Communication - reading	Find your favourite book at home, what can you see inside? Can you hold it the right way around? Can you turn the pages on your own?	Photo of child exploring reading.	Not attempted Refused Partially attempted Completed Loved it! Didn't enjoy it Too hard Too easy I (parent) didn't understand
11:00-12:00	Number songs and Numeracy: Follow links below Number song 1-20 for children Counting numbers The Singing Walrus - YouTube Big Numbers Song Count to 100 Song The Singing Walrus - YouTube The Counting by Twos Song Counting Songs Scratch Garden - YouTube Counting by 5s - YouTube	Use the song symbols given to you in previous weeks and ask your child to choose which one they would like to listen to next. Repeat. Use the hundred square to count up to 100 with the song.	Photo of child exploring hundred square.	Not attempted Refused Partially attempted Completed Loved it! Didn't enjoy it Too hard Too easy I (parent) didn't understand
12:00 – 1:00	Lunch			
1:00-1:30	Art – paper chain You will need: Strips of coloured paper glue	Use the strips of paper to create a paper chain. Use the symbols to choose which colour paper the child wishes to use next.	Photo of child using symbols to choose the colour.	Not attempted Refused Partially attempted Completed Loved it! Didn't enjoy it Too hard Too easy I (parent) didn't understand
1:30-2:30	Music You will need: Rice/pasta in a closed container or tub	Listen to your some of your favourite songs and shake your shaker. Use the symbols to communicate to your child to shake it fast, slow, loud or quiet and when to stop and go.	Upload a photo of your child enjoying exploring music.	Not attempted Refused Partially attempted Completed Loved it! Didn't enjoy it Too hard Too easy

				I (parent) didn't understand
2:30 – 3:00	Story time / Literacy	Live Stream story with your teacher. Blanket, cushion, something to bang. (Such as a drum or wooden spoon and plastic bottle)	None.	Not attempted Refused Partially attempted Completed Loved it! Didn't enjoy it Too hard Too easy I (parent) didn't understand

Wednesday 10 th Feb			
Topic	Details (where / provided / materials you will need / web links	Complete, hand-in, photograph or upload	Success (circle or highlight all that apply)
Physical	Joe Wicks PE PE With Joe 2021 Monday 1st Feb - YouTube	Photos of children engaging with video.	Not attempted Refused Partially attempted Completed Loved it! Didn't enjoy it Too hard Too easy I (parent) didn't understand your instructions
Technology	Do you have an ipad or computer at home? Follow this link and get your child to use this independently. "Find the number..." Helicopter Rescue - Mental Maths for 4 to 8 Year Olds (topmarks.co.uk)	Photo of child using technology.	Not attempted Refused Partially attempted Completed Loved it! Didn't enjoy it Too hard Too easy I (parent) didn't understand
Break			
Communication - phonics	Listening game 2	Photo of child finding th words.	Not attempted Refused Partially attempted




	Listening Game 2 - Phase 1 Phonics - Listening and Attention Skills - YouTube		Completed Loved it! Didn't enjoy it Too hard Too easy I (parent) didn't understand
Number songs and Numeracy: Big and small You will need glue.	Can you complete the repeating pattern of the shapes? Stick the missing shapes down to make the pattern correct.	Photo of child comparing objects	Not attempted Refused Partially attempted Completed Loved it! Didn't enjoy it Too hard Too easy I (parent) didn't understand
Lunch			
Intensive interaction	Sit and play with your child. Pause and see if they encourage you to keep playing, copy their movements and the sounds they make. See if they interact with you and give you eye contact.	Write a comment on earwig.	Not attempted Refused Partially attempted Completed Loved it! Didn't enjoy it Too hard Too easy I (parent) didn't understand
Physical	Clear a space in your home, follow link below to listen to and copy the moves in story time yoga The Very Hungry Caterpillar A Cosmic Kids Yoga Adventure! - YouTube	Take a photo an upload to earwig	Not attempted Refused Partially attempted Completed Loved it! Didn't enjoy it Too hard Too easy I (parent) didn't understand
Story time / Literacy	Live Stream story with your teacher. Blanket, cushion, something to bang. (Such as a drum or wooden spoon and plastic bottle)	None.	Not attempted Refused Partially attempted Completed Loved it! Didn't enjoy it Too hard Too easy I (parent) didn't understand

Thursday 11th Feb			
Topic	Details (where / provided / materials you will need / web links	Complete, hand-in, photograph or upload	Success (circle or highlight all that apply)
Physical You will need a skipping rope or long rope.	Skipping! Indoors or outdoors, skip around. Can you skip? Here's how... Learn how to jump rope - YouTube	Photo of child skipping.	Not attempted Refused Partially attempted Completed Loved it! Didn't enjoy it Too hard Too easy I (parent) didn't understand your instructions
Communication - phonics	Sort the symbols into 2 groups, one group starting with the sound s and the other, t.	Photo of child using symbols	Not attempted Refused Partially attempted Completed Loved it! Didn't enjoy it Too hard Too easy I (parent) didn't understand
Break			
Communication - reading	Listen to The Tiger Who Came to Tea and act out what they are doing in the story. Use the symbols to identify the characters. The Tiger Who Came to Tea by Judith Kerr - YouTube	Photo of child exploring the story and symbols.	Not attempted Refused Partially attempted Completed Loved it! Didn't enjoy it Too hard Too easy I (parent) didn't understand
Numeracy	Stick down the numicon underneath the right number. Trace over the number with support from an adult.	Take a photo of their completed work	Not attempted Refused Partially attempted Completed Loved it! Didn't enjoy it Too hard

			Too easy I (parent) didn't understand
Lunch			
Intensive interaction	Sit and play with your child. Pause and see if they encourage you to keep playing, copy their movements and the sounds they make. See if they interact with you and give you eye contact.	Write a comment on earwig.	Not attempted Refused Partially attempted Completed Loved it! Didn't enjoy it Too hard Too easy I (parent) didn't understand
Fine motor – playdough Find attached a recipe for making no cook playdough SAVE YOUR PLAYDOUGH FOR TOMORROW	Follow the instructions and make playdough with your child. Once made, follow the links below to have a playdough disco! Dough dance/finger gym routine Down in the Jungle Nursery rhyme with playdough - YouTube Fine motor development Playdough song If you're happy and you know it - YouTube	Write a comment on earwig.	Not attempted Refused Partially attempted Completed Loved it! Didn't enjoy it Too hard Too easy I (parent) didn't understand
Story time / Literacy	Live Stream story with your teacher. Blanket, cushion, something to bang. (Such as a drum or wooden spoon and plastic bottle)	None.	Not attempted Refused Partially attempted Completed Loved it! Didn't enjoy it Too hard Too easy I (parent) didn't understand

Friday 12th Feb

Topic	Details (where / provided / materials you will need / web links	Complete, hand-in, photograph or upload	Success (circle or highlight all that apply)
Physical	Use the concept of simon says and use the symbols to encourage child to touch those areas of their body.	Photo of child touching those areas of their body.	Not attempted Refused Partially attempted Completed

	“Annie says...”		Loved it! Didn't enjoy it Too hard Too easy I (parent) didn't understand your instructions
Fine motor	Use your playdough to make the eyes, nose and mouth on the empty faces.	Photo of child exploring the texture of playdough	Not attempted Refused Partially attempted Completed Loved it! Didn't enjoy it Too hard Too easy I (parent) didn't understand
Break			
Makaton	Sign school along with Mr Tumble. Learn to sign School Mr Tumble    - YouTube	Photo of child enjoying Mr Tumble	Not attempted Refused Partially attempted Completed Loved it! Didn't enjoy it Too hard Too easy I (parent) didn't understand
Science – the weather	What is the weather like today? What's The Weather Like Today Song Lyrics Video for Kids The Kiboomers - YouTube Go outside or look out of the window, look at the weather. Look in the sky, on the ground and use the symbols to describe what the weather is like today.	Photo of children exploring the weather	Not attempted Refused Partially attempted Completed Loved it! Didn't enjoy it Too hard Too easy I (parent) didn't understand
Lunch			
Mindfulness	Play some calming music in the background, colour in the mindfulness patterns. Can you stay within the lines?	Upload a photo and a comment to Earwig.	Not attempted Refused Partially attempted Completed Loved it! Didn't enjoy it Too hard

			Too easy I (parent) didn't understand
Drama	Act out all of the different emotions in this song... The Feelings Song - YouTube How did your face change?	Write a comment on earwig.	Not attempted Refused Partially attempted Completed Loved it! Didn't enjoy it Too hard Too easy I (parent) didn't understand
Story time / Literacy	Live Stream story with your teacher. Blanket, cushion, something to bang. (Such as a drum or wooden spoon and plastic bottle)	None.	Not attempted Refused Partially attempted Completed Loved it! Didn't enjoy it Too hard Too easy I (parent) didn't understand

Programme Spring 1 ½ Term

Upload progress to Earwig: links: See how to guide @

Other activities that may be of interest
Mark making with chalk on the floor outdoors
Shape songs on Youtube, especially the one linked here Shapes Song 2 - YouTube
Reading a favourite book, turning the pages and showing an interest in the images.
Cosmic Kids yoga story videos, listen and join in Cosmic Kids Yoga - YouTube

Key subjects on the Curriculum this ½ term for wider exploration:
Hobbies and Interests
Music
Farm animals